

Nonlinear Anisotropic Viscoelasticity*

Souhayl Sadik¹ and Arash Yavari^{†2,3}

¹*Department of Mechanical and Production Engineering, Aarhus University, 8000 Aarhus C, Denmark*

²*School of Civil and Environmental Engineering, Georgia Institute of Technology, Atlanta, GA 30332, USA*

³*The George W. Woodruff School of Mechanical Engineering, Georgia Institute of Technology, Atlanta, GA 30332, USA*

October 15, 2023

Abstract

In this paper, we revisit the mathematical foundations of nonlinear viscoelasticity. We study the underlying geometry of viscoelastic deformations, and in particular, the intermediate configuration. Starting from the direct multiplicative decomposition of the deformation gradient $\mathbf{F} = \mathbf{\overset{e}{F}}\mathbf{\overset{v}{F}}$, into elastic and viscous distortions $\mathbf{\overset{e}{F}}$ and $\mathbf{\overset{v}{F}}$, respectively, we point out that $\mathbf{\overset{v}{F}}$ can be either a material tensor ($\mathbf{\overset{e}{F}}$ is a two-point tensor) or a two-point tensor ($\mathbf{\overset{e}{F}}$ is a spatial tensor). We show that, based on physical grounds, the second choice is unacceptable. It is assumed that the free energy density is the sum of an equilibrium and a non-equilibrium part. The symmetry transformations and their action on the total, elastic, and viscous deformation gradients are carefully discussed. Following a two-potential approach, the governing equations of nonlinear viscoelasticity are derived using the Lagrange-d'Alembert principle. We discuss the constitutive and kinetic equations for compressible and incompressible isotropic, transversely isotropic, orthotropic, and monoclinic viscoelastic solids. We finally semi-analytically study creep and relaxation in three examples of universal deformations.

Keywords: Nonlinear viscoelasticity, multiplicative decomposition, intermediate configuration, anisotropic solids.

Contents

1	Introduction	2
2	Kinematics, Free Energy, and Dissipation Potential	4
2.1	Kinematics	4
2.2	Multiplicative decomposition of the deformation gradient	5
2.3	Additive decomposition of the free energy into equilibrium and non-equilibrium parts	6
2.4	Dissipation potential for isotropic and anisotropic viscoelastic solids	7
3	Balance Laws	7
3.1	Conservation of mass	7
3.2	The Lagrange-d'Alembert principle	8
3.3	Thermodynamics of viscoelasticity	10
3.3.1	The first law of thermodynamics	10
3.3.2	The second law of thermodynamics	10
3.3.3	Constitutive relations and balance laws	10
3.4	Stress in the intermediate configurations in anelasticity versus viscoelasticity	13

*To appear in the *Journal of the Mechanics and Physics of Solids*.

†Corresponding author, e-mail: arash.yavari@ce.gatech.edu

4	Material Symmetry	14
4.1	Material symmetry in nonlinear anelasticity	15
4.2	Material symmetry in nonlinear viscoelasticity	16
4.2.1	Structural tensors, viscous metric, and viscous structural tensors	16
4.2.2	Isotropic solids	17
4.2.3	Transversely isotropic solids	19
4.2.4	Orthotropic solids	21
4.2.5	Monoclinic solids	22
4.3	Invariance in anelasticity and viscoelasticity: A critical discussion of some of the existing works	24
5	Examples	26
5.1	Quadratic dissipation potentials	28
5.2	Example 1: Finite extension of an incompressible isotropic circular cylindrical bar	29
5.3	Example 2: Finite torsion of an incompressible transversely isotropic circular cylindrical bar	34
5.4	Example 3: Inflation of an incompressible isotropic viscoelastic thick spherical shell	43
6	Conclusions	48
A	Variations for the Lagrange-d'Alembert Principle	54
B	Derivatives of the principal invariants	56

1 Introduction

The linear theory of viscoelasticity was formulated 150 years ago by Boltzmann [1874] for isotropic solids (and by Volterra [1909] for anisotropic solids), see [Gurtin and Sternberg, 1962; Coleman and Noll, 1961]. The nonlinear theories of viscoelasticity appeared much later. Rivlin and Ericksen [1955] formulated a theory of viscoelasticity of isotropic solids in which stress at a material point depends on the deformation gradient and gradients of velocity, acceleration, and higher order accelerations up to some finite order at that point.¹ Most of the early studies of finite viscoelasticity [Pipkin, 1964; Rivlin, 1965; Pipkin and Rogers, 1968] were based on the theory of fading memory [Green and Rivlin, 1957; Green et al., 1959; Green and Rivlin, 1959; Wang, 1965].

Much of the recent developments in the literature of viscoelasticity stem from the pioneering work of Green and Tobolsky [1946] on rubber-like viscoelastic relaxation and its subsequent extension by Lubliner [1985] to finite rubber-like viscoelasticity using the Bilby-Kröner-Lee decomposition following Sidoroff [1974]. As detailed in [Sadik and Yavari, 2017a], although largely credited to Lee and Liu [1967] and Lee [1969], the multiplicative decomposition of the deformation gradient was first formally introduced by Bilby et al. [1955] and Kröner [1959]. In the context of nonlinear viscoelasticity, it was first introduced by Sidoroff [1974] inspired by its use in elasto-plasticity [Berdichevskii and Sedov, 1967; Lee and Liu, 1967; Lee, 1969; Sidoroff, 1973].² Sidoroff [1974] formulated a finite deformation viscoelastic model by assuming a free energy that depends explicitly on both the total deformation gradient and its elastic (or viscous) part. Constraining the free energy by the Clausius-Duhem inequality, he found the constitutive relations—including an additive split of the stress into elastic and viscoelastic parts without assuming any such split of the free energy. He then introduced a quadratic dissipation potential following the Casimir-Onsager’s reciprocity principle to obtain evolution equations. Following Green and Tobolsky [1946] and Sidoroff [1974], Lubliner [1985] considered the nonelastic part of the deformation gradient as an additional internal variable governed by a linear rate equation. Without assuming isotropy, he formulated a constitutive model such that the free energy is additively split into an elastic part uncoupling the volumetric and deviatoric contributions of the deformation, and a viscous part that depends on the additional internal variable. Latorre and Montáns [2016] explicitly acknowledged that the intermediate configuration in

¹There are some recent works on “nonlinear viscoelasticity of strain rate type” [Şengül, 2021; Mielke and Roubíček, 2020; Badal et al., 2023], which is a very special case of the Rivlin-Ericksen theory. Apparently, the authors of these recent papers were not aware of the seminal paper of Rivlin and Ericksen [1955].

²Note, however, that the difference in the underlying conceptual rational for the use of the multiplicative decomposition of the deformation gradient in viscoelasticity as opposed to anelasticity has been to the best of our knowledge so far ignored—or at best not explicitly discussed—in the literature. As we later point out, this does have important consequences on the nature of the so-called intermediate configuration and the validity of the model otherwise.

viscoelasticity is not stress free (after their Eq (20) they write “(i.e., the intermediate configuration is not strictly speaking a “stress-free” configuration”). [Latorre and Montáns \[2016\]](#) suggested using a reverse decomposition of deformation gradient in viscoelasticity, i.e., $\mathbf{F} = \check{\mathbf{F}}\overset{\circ}{\mathbf{F}} = \overset{\circ}{\mathbf{F}}\check{\mathbf{F}}$ (see also [Bahreman et al. \[2022\]](#) who compared the direct and reverse decompositions for viscoelasticity. It should be noted that these authors assumed the elastic and viscous distortions to be compatible (see Eqs. (8) & (12)), which is incorrect.). Similar to anelasticity [[Yavari and Sozio, 2023](#)], the reverse decomposition would result in an equivalent theory.

Based on the generalized one-dimensional linear Maxwell rheological model, [Simo \[1987\]](#) first sketches an alternative formulation of the standard linear solid that he subsequently generalizes to a nonlinear formulation of viscoelastic solids. In his formulation, he assumes an additive split of the free energy into an initial (elastic) and non-equilibrium contributions. Similarly to [Lubliner \[1985\]](#), he uncouples the bulk and deviatoric components of the deformation gradient to forgo the isotropy assumption in his constitutive model. The viscous response is introduced by considering a strain-like tensor as an internal variable in the non-equilibrium part of the free energy; a variable whose evolution is governed by a linear rate constitutive equation. When specialized to the particular case of neo-Hookean solids, he shows that his theory is consistent with the Bilby-Kröner-Lee decomposition with the internal variable related to the non-elastic contribution of the deformation gradient as in [[Lubliner, 1985](#)]. It is worth mentioning that Simo’s finite linear convolution model has never been demonstrated to conform to the second law. For a recent relevant study see [[Liu et al., 2021](#)].

[Le Tallec et al. \[1993\]](#) assumed the multiplicative decomposition of the deformation gradient into elastic and viscous parts. For incompressible viscoelastic solids they assumed that both the total deformation gradient and the viscous deformation gradient (or equivalently both the elastic and viscous deformation gradients) are volume preserving (the same assumption had been made earlier by [Leonov \[1976\]](#)). They assumed an additive split of the free energy density into equilibrium and non-equilibrium parts that depend on \mathbf{C} and $\check{\mathbf{C}}$, respectively. Finally, they assumed a dissipation potential that explicitly depends on $\dot{\check{\mathbf{C}}}$, i.e., $\phi = \phi(\dot{\check{\mathbf{C}}})$. For fiber-reinforced viscoelastic composites, [Nguyen et al. \[2007\]](#) used an isotropic dissipation potential written in terms of $\dot{\check{\mathbf{C}}}$ and identical to that used by [Reese and Govindjee \[1998a\]](#). When written in terms of $\dot{\check{\mathbf{C}}}$ the quadratic dissipation potential is expressed in terms of two positive viscosities (deviatoric and volumetric).

Without any mention of the Bilby-Kröner-Lee decomposition, [Holzapfel and Simo \[1996\]](#) introduced an additive decomposition of the free energy into a purely thermoelastic contribution and a non-equilibrium contribution; where, following [Coleman and Gurtin \[1967\]](#), the latter is described as a configurational free energy dependent on a set of additional internal variables akin to strain characterizing the irreversible viscoelastic response of the material. Starting from the generalized one-dimensional linear Maxwell rheological model [[Holzapfel, 1996](#)], they introduced an evolution equation for the conjugate internal non-equilibrium stresses following [Valanis \[1972\]](#).

Starting with the generalized linear Maxwell rheological model and generalizing the constitutive model of [Lubliner \[1985\]](#), [Reese and Govindjee \[1998a,b\]](#) proposed an additive split of the free energy into an equilibrium and a non-equilibrium part. The equilibrium part depends on the total deformation gradient and gives the free energy in the thermodynamic equilibrium state at infinite time. The non-equilibrium part of the free energy depends however solely on the elastic part of the Bilby-Kröner-Lee deformation gradient decomposition and eventually vanishes as the body relaxes in the thermodynamic equilibrium state. In the framework of [Holzapfel and Simo \[1996\]](#), they effectively took the inelastic part of the deformation gradient to be the internal variable of interest, and instead assumed its evolution to be given by a positive semi-definite quadratic dissipation potential; a sufficient condition to fulfill the second law of thermodynamics. More recently, [Kumar and Lopez-Pamies \[2016\]](#) formulated nonlinear viscoelasticity using a two-potential approach. They critically reviewed some of the previous works in the literature on the kinetic equations and pointed out some inconsistencies regarding objectivity (material-frame-indifference) of some of the proposed kinetic equations.

There have been attempts in the literature on modeling anisotropic nonlinear viscoelastic solids. [Biot \[1954\]](#) presented a Lagrangian treatment of anisotropic viscoelasticity based on Onsager’s reciprocal relations [[Onsager, 1931](#)] using potential energy and dissipation function and introduced operational tensors to relate stress and strain. For a viscoelastic solid reinforced by one family of fibers (a transversely isotropic viscoelastic solid), [Merodio \[2006\]](#) assumed that the Cauchy stress depends on the fiber orientation, the right Cauchy-Green strain and its time derivative, i.e., $\boldsymbol{\sigma} = \boldsymbol{\sigma}(\mathbf{N}, \mathbf{C}, \dot{\mathbf{C}})$, where $\mathbf{N} = \mathbf{N}(X)$ is the unit tangent vector to the fiber at the material point X . There have been several efforts in the literature in modeling nonlinear viscoelasticity of fiber-reinforced viscoelastic solids using the multiplicative decomposition of the deformation gradient [[Nedjar,](#)

2007; Nguyen et al., 2007; Liu et al., 2019]. In modeling viscoelastic fiber-reinforced solids, they assumed separate multiplicative decompositions of the deformation gradient for the matrix and the fibers. In modeling fiber-reinforced viscoelastic composites, Nguyen et al. [2007] assumed that the equilibrium and non-equilibrium free energies have the same symmetry group. There have also been recent efforts in modeling viscoelasticity of nematic liquid crystal elastomers [Wang et al., 2022]. We should also mention that there are several reviews of viscoelasticity in the literature [Schapery, 2000; Drapaca et al., 2007; Banks et al., 2011; Wineman, 2020; Şengül, 2021].

This paper is organized as follows. In §2, kinematics of viscoelasticity is discussed. In particular, we assume the multiplicative decomposition $\mathbf{F} = \mathbf{\tilde{F}}\mathbf{\check{F}}$, and the tensorial characters of $\mathbf{\tilde{F}}$ and $\mathbf{\check{F}}$ are carefully investigated. Additive decomposition of the free energy density into an equilibrium and a non-equilibrium part is assumed. In §3, balance of mass, balance of linear and angular momenta, and the kinetic equation for $\mathbf{\tilde{F}}$ are derived, and the constitutive relations are discussed. The balance of linear and angular momenta, and the kinetic equations for $\mathbf{\check{F}}$ are derived using a two-potential approach in the Lagrange-d'Alembert principle. The first and second laws of thermodynamics are discussed and used to find the constitutive relations for viscoelastic solids. Material symmetry in viscoelasticity is studied in §4. In particular, it is seen that the symmetry group acts on both the equilibrium and non-equilibrium parts of the free energy, and the dissipation potential. The representation of the Cauchy stress in terms of the material integrity basis is derived for transversely isotropic, orthotropic, and monoclinic solids both in the compressible and incompressible cases. The dissipation potential and its functional form for both isotropic and anisotropic solids is discussed. Three examples of universal deformations of anisotropic viscoelastic solids are analyzed in detail in §5. Concluding remarks are given in §6.

2 Kinematics, Free Energy, and Dissipation Potential

2.1 Kinematics

Let us consider a body that is made of a viscoelastic solid. We identify the body with an embedded 3-submanifold \mathcal{B} of the Euclidean ambient space $\mathcal{S} = \mathbb{R}^3$. We adopt the standard convention to denote objects and indices by uppercase characters in the material manifold \mathcal{B} (e.g., $X \in \mathcal{B}$) and by lowercase characters in the spatial manifold \mathcal{S} (e.g., $x \in \mathcal{S}$). We denote by $\{X^A\}$, and $\{x^a\}$, the local coordinate charts on \mathcal{B} and \mathcal{S} , respectively; by $\{\partial_A = \frac{\partial}{\partial X^A}\}$ and $\{\partial_a = \frac{\partial}{\partial x^a}\}$, we denote the corresponding local coordinate bases, respectively; and by $\{dX^A\}$ and $\{dx^a\}$, we denote the corresponding dual bases. We also adopt Einstein's repeated index summation convention, e.g., $u^i v_i := \sum_i u^i v_i$.

Motion is represented by a one-parameter family of maps $\varphi_t : \mathcal{B} \rightarrow \mathcal{C}_t \subset \mathcal{S}$, where $\mathcal{C}_t = \varphi_t(\mathcal{B})$ is the current configuration of the body. A material point $X \in \mathcal{B}$ is mapped to $x = x(X, t) = \varphi_t(X) = \varphi_X(t)$. The Euclidean ambient space has the flat metric \mathbf{g} , which has the representation $\mathbf{g} = g_{ab} dx^a \otimes dx^b$. For example, if $\{x^a\}$ are Cartesian coordinates, the metric reads off $\mathbf{g} = \delta_{ab} dx^a \otimes dx^b$. Given two vectors $\mathbf{u}, \mathbf{w} \in T_x \mathcal{S}$ —the tangent space of \mathcal{S} at x , their dot product is denoted by $\langle \mathbf{u}, \mathbf{w} \rangle_{\mathbf{g}} = u^a w^b g_{ab}$. Given a vector $\mathbf{u} \in T_x \mathcal{S}$ and a 1-form $\boldsymbol{\omega} \in T_x^* \mathcal{S}$ —the cotangent space of \mathcal{S} at x , their natural pairing is denoted by $\langle \boldsymbol{\omega}, \mathbf{u} \rangle = \boldsymbol{\omega}(\mathbf{u}) = \omega_a u^a$. The spatial volume form reads $dv = \sqrt{\det \mathbf{g}} dx^1 \wedge dx^2 \wedge dx^3$. Let $\nabla^{\mathbf{g}}$ be the Levi-Civita connection of $(\mathcal{S}, \mathbf{g})$. We denote its Christoffel symbols by γ^a_{bc} in the local coordinate chart $\{x^a\}$. The Euclidean metric \mathbf{g} induces the Euclidean metric \mathbf{G} on \mathcal{B} . The natural distances in the body before deformation are calculated using the metric \mathbf{G} ; this is the material metric and has the representation $\mathbf{G} = G_{AB} dX^A \otimes dX^B$. For example, if $\{X^A\}$ are Cartesian coordinates, the metric reads off $\mathbf{G} = \delta_{AB} dX^A \otimes dX^B$; in cylindrical coordinates $\{R, \Theta, Z\}$, it reads off $\mathbf{G} = dR \otimes dR + R^2 d\Theta \otimes d\Theta + dZ \otimes dZ$. Given two vectors $\mathbf{U}, \mathbf{W} \in T_X \mathcal{B}$ —the tangent space of \mathcal{B} at X , their dot product is denoted by $\langle \mathbf{U}, \mathbf{W} \rangle_{\mathbf{G}} = U^A W^B G_{AB}$. Given a vector $\mathbf{U} \in T_X \mathcal{B}$ and a 1-form $\boldsymbol{\Omega} \in T_X^* \mathcal{B}$ —the cotangent space of \mathcal{B} at X , their natural pairing is denoted by $\langle \boldsymbol{\Omega}, \mathbf{U} \rangle = \boldsymbol{\Omega}(\mathbf{U}) = \Omega_A U^A$. The material volume form reads $dV = \sqrt{\det \mathbf{G}} dX^1 \wedge dX^2 \wedge dX^3$. Let $\nabla^{\mathbf{G}}$ be the Levi-Civita connection of $(\mathcal{B}, \mathbf{G})$. We denote its Christoffel symbols by Γ^A_{BC} in the local coordinate chart $\{X^A\}$.

A local elastic deformation is measured with respect to a local stress-free state and induces change of distances. It may be quantified by the derivative of the deformation mapping—the so-called deformation gradient, denoted by $\mathbf{F}(X, t) = T\varphi_t(X) : T_X \mathcal{B} \rightarrow T_{\varphi_t(X)} \mathcal{C}_t$, which has components $F^a_A = \partial \varphi^a / \partial X^A$. The dual \mathbf{F}^* of \mathbf{F} is defined as $\mathbf{F}^*(X, t) : T_{\varphi_t(X)} \mathcal{C}_t \rightarrow T_X \mathcal{B}$, $\langle \boldsymbol{\alpha}, \mathbf{F}\mathbf{U} \rangle = \langle \mathbf{F}^* \boldsymbol{\alpha}, \mathbf{U} \rangle$, $\forall \mathbf{U} \in T_X \mathcal{B}$, $\forall \boldsymbol{\alpha} \in T_{\varphi_t(X)}^* \mathcal{C}_t$, and reads in components $(F^*)^a_A = F^a_A$. The transpose \mathbf{F}^\top of \mathbf{F} is defined as $\mathbf{F}^\top(X, t) : T_{\varphi_t(X)} \mathcal{C}_t \rightarrow T_X \mathcal{B}$,

$\langle\langle \mathbf{F}\mathbf{U}, \mathbf{u} \rangle\rangle_{\mathbf{g}} = \langle\langle \mathbf{U}, \mathbf{F}^{\top}\mathbf{u} \rangle\rangle_{\mathbf{G}}, \forall \mathbf{U} \in T_X\mathcal{B}, \forall \mathbf{u} \in T_{\varphi(X)}\mathcal{S}$, and has components $(\mathbf{F}^{\top})^A{}_a = G^{AB} F^b{}_B g_{ba}$. Note that $\mathbf{F}^{\top} = \mathbf{G}^{\sharp}\mathbf{F}^{\star}\mathbf{g}$, where $(\cdot)^{\sharp}$ denotes the musical isomorphism for raising indices. The right Cauchy-Green—also known as Green—deformation tensor is defined as $\mathbf{C} := \mathbf{F}^{\top}\mathbf{F}$, and reads in components $C^A{}_B = G^{AK} F^a{}_K g_{ab} F^b{}_B$. Note that \mathbf{C}^b agrees with the pull-back of the spatial metric \mathbf{g} by φ , i.e., $\mathbf{C}^b = \varphi^*\mathbf{g} = \mathbf{F}^{\star}\mathbf{g}\mathbf{F}$, where $(\cdot)^b$ denotes the musical isomorphism for lowering indices. The Piola deformation tensor is defined as $\mathbf{B} := \mathbf{C}^{-1} = \mathbf{F}^{-1}\mathbf{F}^{-\top}$, and has components $B^A{}_B = (F^{-1})^A{}_a g^{ab} (F^{-1})^C{}_b G_{CB}$. Note that \mathbf{B}^{\sharp} agrees with the pull-back of the inverse material metric \mathbf{g}^{\sharp} by φ , i.e., $\mathbf{B}^{\sharp} = \varphi^*\mathbf{g}^{\sharp} = \mathbf{F}^{-1}\mathbf{g}^{\sharp}\mathbf{F}^{-\star}$. The left Cauchy-Green—also known as Finger—deformation tensor is defined as $\mathbf{b} := \mathbf{F}\mathbf{F}^{\top}$, and reads in components $b^a{}_b = F^a{}_A G^{AB} F^c{}_B g_{cb}$. Note that \mathbf{b}^{\sharp} agrees with the push-forward of the inverse of the material metric \mathbf{G}^{\sharp} by φ , i.e., $\mathbf{b}^{\sharp} = \varphi_*\mathbf{G}^{\sharp} = \mathbf{F}\mathbf{G}^{\sharp}\mathbf{F}^{\star}$. The inverse Finger deformation tensor is denoted by $\mathbf{c} := \mathbf{b}^{-1} = \mathbf{F}^{-\top}\mathbf{F}^{-1}$, and has components $c^a{}_b = g^{ac} (F^{-1})^A{}_c G_{AB} (F^{-1})^B{}_b$. Note that \mathbf{c}^b agrees with the push-forward of the material metric \mathbf{G} by φ , i.e., $\mathbf{c}^b = \varphi_*\mathbf{G} = \mathbf{F}^{-\star}\mathbf{G}\mathbf{F}^{-1}$. The Jacobian of the motion relates the material and spatial volume elements as $d\mathbf{v} = J d\mathbf{V}$, and it can be shown that $J = \sqrt{\det \mathbf{C}} = \sqrt{\det \mathbf{g} / \det \mathbf{G} \det \mathbf{F}}$.³

The material velocity \mathbf{V} of the motion is defined as $\mathbf{V} : \mathcal{B} \times \mathbb{R}^+ \rightarrow T\mathcal{S}$, $\mathbf{V}(X, t) := \partial\varphi(X, t)/\partial t$, and in components reads $V^a = \frac{\partial\varphi^a}{\partial t}$. The spatial velocity is defined as $\mathbf{v} : \varphi_t(\mathcal{B}) \times \mathbb{R}^+ \rightarrow T\mathcal{S}$, $\mathbf{v}(x, t) := \mathbf{V}(\varphi_t^{-1}(x), t)$. The material acceleration is defined as $\mathbf{A} : \mathcal{B} \times \mathbb{R}^+ \rightarrow T\mathcal{S}$, $\mathbf{A}(X, t) := D_t^{\mathbf{g}}\mathbf{V}(X, t)$, where $D_t^{\mathbf{g}}$ denotes the covariant derivative along $\varphi_X : t \mapsto \varphi(X, t)$. In components, $A^a = \frac{\partial V^a}{\partial t} + \gamma^a{}_{bc} V^b V^c$. The spatial acceleration is defined as $\mathbf{a} : \varphi_t(\mathcal{B}) \times \mathbb{R}^+ \rightarrow T\mathcal{S}$, $\mathbf{a}(x, t) := \mathbf{A}(\varphi_t^{-1}(x), t) \in T_x\mathcal{S}$, and in components reads, $a^a = \frac{\partial v^a}{\partial t} + \frac{\partial v^a}{\partial x^b} v^b + \gamma^a{}_{bc} v^b v^c$.

2.2 Multiplicative decomposition of the deformation gradient

Let us consider a viscoelastic body in its loaded deformed state. If we proceed to unload the body, we observe an instantaneous partial relaxation into an intermediate stressed state (that is embedded in the Euclidean ambient space), followed by a slower relaxation back into its initial undeformed state. Note that in this experiment, the intermediate state may, in general, still contain unresolved residual elastic strain. As a matter of fact, while the instantaneous partial relaxation is purely elastic, the slow relaxation is, in general, not purely viscous and may involve some residual elastic deformation that might have been prevented from resolving instantaneously.⁴

Instead of the global picture above, let us look at this thought experiment locally by considering a small volume element in a viscoelastic body in its loaded state, i.e., a small neighborhood of a spatial point—generally deformed and stressed. We let this volume element be isolated and proceed to unload it independently of the rest of the body. We then observe an instantaneous purely elastic relaxation of the total elastic strain in the isolated volume element into an intermediate stressed state,⁵ followed by a slow viscous relaxation into its initial undeformed state. The instantaneous local purely elastic unloading map is denoted by \mathbf{F}^{-1} . The slow final local purely viscous relaxation map is denoted by \mathbf{F}^{-1} . Therefore, locally one has the multiplicative decomposition of the deformation gradient $\mathbf{F} = \mathbf{F}^{\mathbf{e}}\mathbf{F}^{\mathbf{v}}$. The two maps $\mathbf{F}^{\mathbf{e}}$ and $\mathbf{F}^{\mathbf{v}}$ are incompatible, in general, i.e., global maps $\check{\varphi}_t : \mathcal{B} \rightarrow \mathcal{B}$ and $\check{\varphi}_t : \mathcal{B} \rightarrow \mathcal{C}_t$ (or $\check{\varphi}_t : \mathcal{B} \rightarrow \mathcal{C}_t$ and $\check{\varphi}_t : \mathcal{C}_t \rightarrow \mathcal{C}_t$) such that $\mathbf{F} = T\check{\varphi}_t$ and $\mathbf{F} = T\check{\varphi}_t$ do not exist, in general.⁶ Notice that the local configuration that results after an instantaneous local elastic unloading is not stress-free, in general (see §3.4). This is in contrast with anelasticity for which a locally unloaded configuration is stress-free. This is the fundamental difference between viscoelasticity and anelasticity (see Fig. 1).

It should be noted that in the decomposition $\mathbf{F} = \mathbf{F}^{\mathbf{e}}\mathbf{F}^{\mathbf{v}}$ there are two possibilities:

$$i) \quad \mathbf{F}^{\mathbf{v}}(X) : T_X\mathcal{B} \rightarrow T_X\mathcal{B}, \quad \mathbf{F}^{\mathbf{e}}(X) : T_X\mathcal{B} \rightarrow T_x\mathcal{C}, \quad (2.1a)$$

$$ii) \quad \mathbf{F}^{\mathbf{v}}(X) : T_X\mathcal{B} \rightarrow T_x\mathcal{C}, \quad \mathbf{F}^{\mathbf{e}}(x) : T_x\mathcal{C} \rightarrow T_x\mathcal{C}, \quad (2.1b)$$

where $x = \varphi(X)$. In the next section we show that the second choice will have physically-inconsistent consequences, and hence, it is not acceptable.

³Denoting the Riemannian volume 3-forms corresponding to the Riemannian metrics \mathbf{g} and \mathbf{G} by $\mu_{\mathbf{g}}$ and $\mu_{\mathbf{G}}$, respectively, they are related as $\varphi^*\mu_{\mathbf{g}} = J\mu_{\mathbf{G}}$.

⁴This is essentially an expression of the incompatibility of the elastic strain in the body.

⁵The union of all such partially relaxed volume elements constituting the body does not, in general, result in a body embeddable in the Euclidean ambient space. It can, however, be described as an abstract manifold with a non-trivial metric; and it is, in general, different from the partially relaxed intermediate state embedded in the Euclidean ambient space discussed in the global experiment above.

⁶Kumar and Lopez-Pamies [2016] assumed the existence of global elastic and viscous deformation maps. This incorrect assumption affected their formulation of material symmetries as will be discussed in §4.3.

2.3 Additive decomposition of the free energy into equilibrium and non-equilibrium parts

We assume that the constitutive model of a nonlinear viscoelastic solid is described by a pair of functionals (Ψ, ϕ) , where $\Psi = \Psi(X, \Theta, \mathbf{F}, \overset{\circ}{\mathbf{F}}, \mathbf{G}, \mathbf{g})$ is the free energy density functional (per unit undeformed volume) and $\phi = \phi(X, \Theta, \mathbf{F}, \overset{\circ}{\mathbf{F}}, \mathbf{G}, \mathbf{g})$ is a dissipation potential density (per unit undeformed volume)—or Rayleigh functional, where $\Theta = \Theta(X, t)$ is the temperature field. In the literature it has usually been assumed that the free energy can be additively decomposed into an equilibrium part and a non-equilibrium part: $\Psi = \Psi_{\text{EQ}} + \Psi_{\text{NEQ}}$, where the equilibrium free energy depends on the total deformation gradient, and the non-equilibrium free energy depends on the instantaneous elastic contribution of the deformation gradient $\overset{\circ}{\mathbf{F}}$ [Reese and Govindjee, 1998a; Kumar and Lopez-Pamies, 2016]. For either choice in (2.1), one may write $\Psi_{\text{EQ}} = \Psi_{\text{EQ}}(X, \Theta, \mathbf{F}, \mathbf{G}, \mathbf{g})$; and material frame indifference⁷ implies that $\Psi_{\text{EQ}}(X, \mathbf{F}, \Theta, \mathbf{G}, \mathbf{g}) = \hat{\Psi}_{\text{EQ}}(X, \Theta, \mathbf{C}^b, \mathbf{G})$. However, the functional form of the non-equilibrium free energy depends on the choices in (2.1):

$$i) \quad \Psi_{\text{NEQ}} = \Psi_{\text{NEQ}}^{(1)}(X, \Theta, \overset{\circ}{\mathbf{F}}, \mathbf{G}, \mathbf{g}), \quad (2.2a)$$

$$ii) \quad \Psi_{\text{NEQ}} = \Psi_{\text{NEQ}}^{(2)}(x, \theta, \overset{\circ}{\mathbf{F}}, \mathbf{g}), \quad (2.2b)$$

where $x = \varphi(X)$ and $\theta = \Theta \circ \varphi_t^{-1}$. Considering (2.2a), objectivity implies that $\Psi_{\text{NEQ}}^{(1)} = \hat{\Psi}_{\text{NEQ}}^{(1)}(X, \Theta, \overset{\circ}{\mathbf{C}}^b, \mathbf{G})$, where $\overset{\circ}{\mathbf{C}}^b = \overset{\circ}{\mathbf{F}}^T \overset{\circ}{\mathbf{F}}$.⁸ For the second choice, material frame indifference forces $\Psi_{\text{NEQ}}^{(2)}$ to be isotropic. More specifically, for (2.2b), spatial covariance (an assumption that implies material frame indifference) of the non-equilibrium free energy $\Psi_{\text{NEQ}}^{(2)}$ holds if under a spatial diffeomorphism $\xi : \mathcal{S} \rightarrow \mathcal{S}$ (such that $T\xi$ is an isometry in the case of a Euclidean ambient space) one has

$$\Psi_{\text{NEQ}}^{(2)}(\xi(x), \xi_*\theta, \xi_*\overset{\circ}{\mathbf{F}}, \xi_*\mathbf{g}) = \Psi_{\text{NEQ}}^{(2)}(x, \theta, \overset{\circ}{\mathbf{F}}, \mathbf{g}), \quad (2.3)$$

where $\xi_*\theta = \theta \circ \xi$, $\xi_*\overset{\circ}{\mathbf{F}} = T\xi \cdot \overset{\circ}{\mathbf{F}} \cdot (T\xi)^{-1}$, and $\xi_*\mathbf{g} = (T\xi)^{-1} \mathbf{g} (T\xi)^{-*}$. This implies that

$$\Psi_{\text{NEQ}}^{(2)}(x', \theta, \overset{\circ}{\mathbf{F}}, \mathbf{g}) = \Psi_{\text{NEQ}}^{(2)}(x, \theta, \xi_*\overset{\circ}{\mathbf{F}}, \xi_*\mathbf{g}), \quad (2.4)$$

where $x' = \xi(x)$, for all such ξ , which hence means that $\Psi_{\text{NEQ}}^{(2)}$ is an isotropic functional of $\overset{\circ}{\mathbf{F}}$.⁹ It follows that, the non-equilibrium free energy is isotropic for any viscoelastic solid; and consequently, viscoelastic materials experience creep (deformation increase under constant load) and relaxation (stress decrease under constant deformation) in an isotropic fashion. However, experimental evidence contradicts this hypothetical situation since viscoelastic creep and relaxation have experimentally been observed to be anisotropic in different classes of materials, e.g., skin *in vivo* [Khatyr et al., 2004], some single-crystal superalloys [Segersäll et al., 2014], and soft soil [Sivasithamparam et al., 2015]. Therefore, we conclude that the physically consistent decomposition is indeed (2.1a). From here on, we assume that $\overset{\circ}{\mathbf{F}}(X) : T_X\mathcal{B} \rightarrow T_X\mathcal{B}$, $\overset{\circ}{\mathbf{F}}(X) : T_X\mathcal{B} \rightarrow T_x\mathcal{C}$ and write

$$\Psi = \Psi(X, \Theta, \mathbf{F}, \overset{\circ}{\mathbf{F}}, \mathbf{G}, \mathbf{g}) = \Psi_{\text{EQ}}(X, \Theta, \mathbf{F}, \mathbf{G}, \mathbf{g}) + \Psi_{\text{NEQ}}(X, \Theta, \overset{\circ}{\mathbf{F}}, \mathbf{G}, \mathbf{g}), \quad (2.5)$$

or equivalently

$$\Psi = \hat{\Psi}(X, \Theta, \mathbf{C}^b, \overset{\circ}{\mathbf{C}}^b, \mathbf{G}) = \hat{\Psi}_{\text{EQ}}(X, \Theta, \mathbf{C}^b, \mathbf{G}) + \hat{\Psi}_{\text{NEQ}}(X, \Theta, \overset{\circ}{\mathbf{C}}^b, \mathbf{G}). \quad (2.6)$$

Remark 2.1. One may argue that (2.1a) and (2.1b) are not the only possibilities for the direct decomposition $\mathbf{F} = \overset{\circ}{\mathbf{F}}\mathbf{F}$. In the most general case, one may assume that $\overset{\circ}{\mathbf{F}} : T_X\mathcal{B} \rightarrow \mathcal{V}$, and $\mathbf{F} : \mathcal{V} \rightarrow T_x\mathcal{C}$, for some arbitrary vector space \mathcal{V} . In such a case, we ought to have $\Psi_{\text{NEQ}} = \Psi_{\text{NEQ}}(X, \Theta, \overset{\circ}{\mathbf{F}}, \mathbf{m}, \mathbf{g})$, for some metric \mathbf{m} on \mathcal{V} as $\overset{\circ}{\mathbf{F}}$ is a two-point tensor. This then implies that Ψ_{NEQ} is independent of the material configuration \mathcal{B} and its metric \mathbf{G} . Hence, unless \mathcal{V} is isometric to $T_X\mathcal{B}$, it would follow that one may not enforce any material symmetry

⁷Material frame indifference, objectivity, or invariance under the ambient space rigid body motions of Ψ_{EQ} are equivalent in the case of a Euclidean ambient space to $\Psi_{\text{EQ}}(X, \mathbf{q}\mathbf{F}, \Theta, \mathbf{G}, \mathbf{g}) = \Psi_{\text{EQ}}(X, \mathbf{F}, \Theta, \mathbf{G}, \mathbf{g})$ for all deformation gradients \mathbf{F} and any arbitrary \mathbf{g} -orthogonal second-order tensor $\mathbf{q} : T_x\mathcal{S} \rightarrow T_x\mathcal{S}$, i.e., $\mathbf{q}^T\mathbf{q} = \text{id}_{\mathcal{S}}$, which is equivalent to writing $\mathbf{q}^*\mathbf{g} = \mathbf{g}$, where $\mathbf{q}^*\mathbf{g} = \mathbf{q}^T\mathbf{g}\mathbf{q}$.

⁸Note that $\overset{\circ}{\mathbf{C}}^b = \overset{\circ}{\mathbf{F}}^*\mathbf{g} = \overset{\circ}{\mathbf{F}}^*\mathbf{g}\overset{\circ}{\mathbf{F}}$.

⁹Note that material symmetries put constraints on $\Psi_{\text{NEQ}}^{(1)}$ but not on $\Psi_{\text{NEQ}}^{(2)}$.

constraint on Ψ_{NEQ} . This would consequently preclude Ψ_{NEQ} —and subsequently the material’s creep and viscous relaxation behaviors—from reflecting the material symmetry, which is not physical. It follows then that \mathcal{V} has to be isometric to $T_X\mathcal{B}$. Therefore, one may assume that $\mathcal{V} = T_X\mathcal{B}$ without any loss of generality.

Remark 2.2. Instead of looking at the deformed body and a local unloading, let us start with the stress-free undeformed body. Consider a material volume element (a small neighborhood of a material point—undeformed and stress-free) and imagine that it is locally loaded, i.e., it is isolated and deformed independently from the rest of the body. This element undergoes an instantaneous elastic deformation followed by a slow viscous relaxation. It should be noted that both the elastically deformed intermediate state and the final deformed state are generally stressed. This thought experiment motivates the reverse decomposition of the deformation gradient: $\mathbf{F} = \mathring{\mathbf{F}}\mathring{\mathbf{F}}$. It should also be noted that if the reverse decomposition $\mathbf{F} = \mathring{\mathbf{F}}\mathring{\mathbf{F}}$ is used, it may be proved—similarly to §2.3—that $\mathring{\mathbf{F}} : T_X\mathcal{B} \rightarrow T_x\mathcal{C}$, and $\mathring{\mathbf{F}} : T_x\mathcal{C} \rightarrow T_x\mathcal{C}$. It is observed that in both the direct and reverse decompositions the elastic deformation gradient is a two-point tensor. In the direct decomposition the viscous deformation gradient is a material tensor while it is a spatial tensor in the reverse decomposition. We expect this decomposition to lead to an equivalent theory of viscoelasticity.¹⁰ In this paper we work with the direct decomposition.

2.4 Dissipation potential for isotropic and anisotropic viscoelastic solids

The dissipation potential complements the free energy functional Ψ to form the full constitutive model of a viscoelastic solid; it is assumed to have the functional form $\phi = \phi(X, \Theta, \mathbf{F}, \mathring{\mathbf{F}}, \mathring{\mathbf{F}}, \mathbf{G}, \mathbf{g})$ and is such that the generalized force driving the evolution of the viscous deformation is given by

$$\mathring{\mathbf{B}} = -\frac{\partial\phi}{\partial\mathring{\mathbf{F}}} . \quad (2.7)$$

Notice that for a general viscoelastic solid, while the dependence of ϕ on \mathbf{F} can be reduced to a dependence on the symmetric tensor \mathbf{C}^b following from material frame indifference, i.e., $\phi = \hat{\phi}(X, \Theta, \mathbf{C}^b, \mathring{\mathbf{F}}, \mathring{\mathbf{F}}, \mathbf{G})$, the dependence of ϕ on $\mathring{\mathbf{F}}$ and $\mathring{\mathbf{F}}$ cannot always be reduced to a dependence on the symmetric tensors $\mathring{\mathbf{C}}^b$ and $\mathring{\mathbf{C}}^b$. This implies that the model used by [Le Tallec et al. \[1993\]](#) is applicable to only a subset of viscoelastic solids. It is assumed that ϕ is a convex functional of $\mathring{\mathbf{F}}$ [[Ziegler, 1958](#); [Ziegler and Wehrli, 1987](#); [Germain et al., 1983](#); [Goldstein et al., 2002](#); [Kumar and Lopez-Pamies, 2016](#)], which is equivalent to

$$\left(\frac{\partial\phi}{\partial\mathring{\mathbf{F}}_2} - \frac{\partial\phi}{\partial\mathring{\mathbf{F}}_1} \right) : (\mathring{\mathbf{F}}_2 - \mathring{\mathbf{F}}_1) \geq 0 , \quad (2.8)$$

for any $\mathring{\mathbf{F}}_1$ and $\mathring{\mathbf{F}}_2$.

3 Balance Laws

3.1 Conservation of mass

We denote the material and spatial mass densities by $\rho_o(X)$ and $\rho(x, t)$, respectively. The conservation of mass in local form reads $\rho J = \rho_o$, which yields the continuity equation

$$\frac{d\rho}{dt} + \rho \operatorname{div} \mathbf{v} = 0 ,$$

where $\operatorname{div} = \operatorname{div}_{\mathbf{g}}$ denotes the spatial Levi-Civita divergence operator corresponding to the metric \mathbf{g} .

¹⁰It has been shown that the direct and inverse decompositions are equivalent for anelasticity [[Yavari and Sozio, 2023](#)], and we expect a similar result for viscoelasticity.

3.2 The Lagrange-d'Alembert principle

The configuration of a viscoelastic body is given by a pair $(\varphi, \overset{\vee}{\mathbf{F}})$, and we denote the configuration space containing all such pairs by \mathfrak{C} . The governing equations of the viscoelastic body can be derived as the Euler-Lagrange equations associated with a variational principle defined as follows: Let us fix a time interval $[t_0, t_1]$, and look at paths $c : [t_0, t_1] \rightarrow \mathfrak{C}$ in the configuration space such that $c(t_0)$ and $c(t_1)$ are fixed. We define an action functional S on the space of paths defined as

$$S(c) = \int_{t_0}^{t_1} \int_B \mathcal{L} dV dt,$$

where \mathcal{L} is the Lagrangian density per unit undeformed volume, defined as $\mathcal{L} = \mathcal{T} - \Psi$, where $\mathcal{T} = \frac{1}{2}\rho_o \|\mathbf{V}\|_{\mathbf{g}}^2$ is the kinetic energy density per unit undeformed volume. One may hence choose the following functional dependence¹¹

$$\mathcal{L} = \hat{\mathcal{L}}(X, \Theta, \mathbf{V}, \mathbf{C}^b, \overset{e}{\mathbf{C}}^b, \mathbf{G}, \mathbf{g}) = \frac{1}{2}\rho_o \|\mathbf{V}\|_{\mathbf{g}}^2 - \hat{\Psi}(X, \Theta, \mathbf{C}^b, \overset{e}{\mathbf{C}}^b, \mathbf{G}). \quad (3.1)$$

Variations of the generalized configurations $(\varphi, \overset{\vee}{\mathbf{F}})$ are represented by a one-parameter family $(\varphi_{t,\epsilon}, \overset{\vee}{\mathbf{F}}_{t,\epsilon})$ of motions $\varphi_{t,\epsilon}$ and viscous deformation gradients $\overset{\vee}{\mathbf{F}}_{t,\epsilon}$ such that

$$(\varphi_{t,0}, \overset{\vee}{\mathbf{F}}_{t,0}) = (\varphi_t, \overset{\vee}{\mathbf{F}}_t), \quad \forall t \in [t_0, t_1], \quad (3.2a)$$

$$(\varphi_{t_0,\epsilon}, \overset{\vee}{\mathbf{F}}_{t_0,\epsilon}) = (\varphi_{t_0}, \overset{\vee}{\mathbf{F}}_{t_0}), \quad \forall \epsilon > 0, \quad (3.2b)$$

$$(\varphi_{t_1,\epsilon}, \overset{\vee}{\mathbf{F}}_{t_1,\epsilon}) = (\varphi_{t_1}, \overset{\vee}{\mathbf{F}}_{t_1}), \quad \forall \epsilon > 0. \quad (3.2c)$$

Notice that $\delta\varphi = d\varphi_{t,\epsilon}(X)/d\epsilon|_{\epsilon=0}$ is a vector in the ambient space, whereas $\delta\overset{\vee}{\mathbf{F}} = d\overset{\vee}{\mathbf{F}}_{t,\epsilon}(X)/d\epsilon|_{\epsilon=0}$ is a material tensor, i.e., a tensor in the material manifold. The Lagrange-d'Alembert variational principle states that the physical configuration of the body satisfies the following identity [Marsden and Ratiu, 2013]¹²

$$\delta \int_{t_0}^{t_1} \int_B \mathcal{L} dV dt + \int_{t_0}^{t_1} \int_B \overset{\vee}{\mathbf{B}} : \delta\overset{\vee}{\mathbf{F}} dV dt + \int_{t_0}^{t_1} \int_B \rho_o \langle \langle \mathbf{B}, \delta\varphi \rangle \rangle_{\mathbf{g}} dV dt + \int_{t_0}^{t_1} \int_{\partial B} \langle \langle \mathbf{T}, \delta\varphi \rangle \rangle_{\mathbf{g}} dA dt = 0, \quad (3.3)$$

for all variation fields $\delta\varphi$ and $\delta\overset{\vee}{\mathbf{F}}$. The vector fields $\mathbf{B} = \mathbf{B}(X, t)$ and $\mathbf{T} = \mathbf{T}(X, t)$ are the body force per unit mass and the boundary traction fields per unit undeformed area, respectively. It follows from the Lagrange-d'Alembert variational principle (3.3) that

$$\begin{aligned} & \int_{t_0}^{t_1} \int_B \left(\frac{\partial \hat{\mathcal{L}}}{\partial \mathbf{V}} \delta \mathbf{V} + \frac{\partial \hat{\mathcal{L}}}{\partial \mathbf{C}^b} : \delta \mathbf{C}^b + \frac{\partial \hat{\mathcal{L}}}{\partial \overset{e}{\mathbf{C}}^b} : \delta \overset{e}{\mathbf{C}}^b + \frac{\partial \hat{\mathcal{L}}}{\partial \mathbf{G}} : \delta \mathbf{G} + \frac{\partial \hat{\mathcal{L}}}{\partial \mathbf{g}} : \delta \mathbf{g} \right) dV dt \\ & + \int_{t_0}^{t_1} \int_B \overset{\vee}{\mathbf{B}} : \delta\overset{\vee}{\mathbf{F}} dV dt + \int_{t_0}^{t_1} \int_B \rho_o \langle \langle \mathbf{B}, \delta\varphi \rangle \rangle_{\mathbf{g}} dV dt + \int_{t_0}^{t_1} \int_{\partial B} \langle \langle \mathbf{T}, \delta\varphi \rangle \rangle_{\mathbf{g}} dA dt = 0. \end{aligned} \quad (3.4)$$

Using (2.7), and (A.2), (A.4), (A.8)-(A.10) as detailed in Appendix A, the above identity is simplified to read

$$\begin{aligned} & \int_{t_0}^{t_1} \int_B \left[\langle \langle -\rho_o \mathbf{A} + \text{Div} \left(2\mathbf{F} \frac{\partial \hat{\Psi}}{\partial \mathbf{C}^b} + 2\overset{e}{\mathbf{F}} \frac{\partial \hat{\Psi}}{\partial \overset{e}{\mathbf{C}}^b} \right) + \rho_o \mathbf{B}, \delta\varphi \rangle \rangle_{\mathbf{g}} + \left(2\overset{e}{\mathbf{C}}^b \frac{\partial \hat{\Psi}}{\partial \overset{e}{\mathbf{C}}^b} \overset{\vee}{\mathbf{F}}^{\star} - \frac{\partial \phi}{\partial \overset{\vee}{\mathbf{F}}} \right) : \delta\overset{\vee}{\mathbf{F}} \right] dV dt \\ & - \int_{t_0}^{t_1} \int_{\partial B} \langle \langle \left(2\mathbf{F} \frac{\partial \hat{\Psi}}{\partial \mathbf{C}^b} + 2\overset{e}{\mathbf{F}} \frac{\partial \hat{\Psi}}{\partial \overset{e}{\mathbf{C}}^b} \right) \mathbf{N} - \mathbf{T}, \delta\varphi \rangle \rangle_{\mathbf{g}} dA dt = 0, \end{aligned} \quad (3.5)$$

¹¹One may very well alternatively choose the following functional dependence instead $\mathcal{L} = \hat{\mathcal{L}}(X, \Theta, \mathbf{V}, \mathbf{F}, \overset{e}{\mathbf{F}}, \mathbf{G}, \mathbf{g})$.

¹²In this work, we assume that the temperature field remains unaltered by perturbations of the deformation mapping, i.e., $\delta\Theta = 0$. Otherwise, in the case of thermoelasticity, we ought to consider variations of the temperature field—see [Sadik and Yavari, 2017b].

where \mathbf{N} is the \mathbf{G} -unit normal to $\partial\mathcal{B}$. Since (3.5) above is valid for all variations $\delta\varphi$ and $\delta\mathbf{F}^v$, one finds the balance of linear momentum together with its boundary conditions¹³

$$\text{Div} \left[2\mathbf{F} \frac{\partial \hat{\Psi}}{\partial \mathbf{C}^b} + 2\mathbf{F}^e \frac{\partial \hat{\Psi}}{\partial \mathbf{C}^b} \right] + \rho_o \mathbf{B} = \rho_o \mathbf{A}, \quad (3.6a)$$

$$\left[2\mathbf{F} \frac{\partial \hat{\Psi}}{\partial \mathbf{C}^b} + 2\mathbf{F}^e \frac{\partial \hat{\Psi}}{\partial \mathbf{C}^b} \right] \Big|_{\partial\mathcal{B}} \mathbf{N} = \mathbf{T}, \quad (3.6b)$$

where Div denotes the two-point Levi-Civita divergence operator.¹⁴ One also finds the kinetic equation governing the evolution of the internal variable \mathbf{F}^v :

$$\frac{\partial \phi}{\partial \mathbf{F}^v} - 2\mathbf{C}^b \frac{\partial \hat{\Psi}}{\partial \mathbf{C}^b} \mathbf{F}^{v-\star} = \mathbf{0}. \quad (3.7)$$

The initial condition for the kinetic equation is $\mathbf{F}^v(X, 0) = \mathbf{I}$. For the deformation map, $\varphi(X, 0) = \iota_{\mathcal{B}}(X)$, and $\partial\varphi(X, 0)/\partial t = \mathbf{V}_0$, where $\iota_{\mathcal{B}}$ is the inclusion map, and \mathbf{V}_0 is the initial velocity field of the viscoelastic body.

Incompressible viscoelastic solids. For an incompressible viscoelastic solid, one assumes both the total deformation and its purely viscous part to be volume preserving [Leonov, 1976; Le Tallec et al., 1993], i.e.,

$$J = \det \mathbf{F} \sqrt{\frac{\det \mathbf{g}}{\det \mathbf{G}}} = 1, \quad \check{J} = \det \mathbf{F}^v = 1. \quad (3.8)$$

The free energy is hence augmented by the above constraints and their corresponding Lagrange multipliers, i.e., the free energy for the incompressible solid is modified to read $\Psi_{\text{inc}} = \Psi - p(J - 1) - q(\check{J} - 1)$, where $p = p(X, t)$ and $q = q(X, t)$ are the Lagrange multipliers corresponding to the constraints given in (3.8). Therefore, the Lagrangian (3.1) is modified to read $\mathcal{L}_{\text{inc}} = \mathcal{L} + p(J - 1) + q(\check{J} - 1)$. Now, the Lagrange-d'Alembert principle reads

$$\int_{t_0}^{t_1} \int_{\mathcal{B}} \left(\delta \mathcal{L} + p \delta J|_{J=1} + q \delta \check{J}|_{\check{J}=1} + \mathbf{B}^v : \delta \mathbf{F}^v + \rho_o \langle \mathbf{B}, \delta \varphi \rangle_{\mathbf{g}} \right) dV dt + \int_{t_0}^{t_1} \int_{\partial\mathcal{B}} \langle \mathbf{T}, \delta \varphi \rangle_{\mathbf{g}} dA dt = 0. \quad (3.9)$$

Consequently, by using (2.7), and (A.2), (A.4), (A.8)-(A.10), (A.12), and (A.14) as detailed in Appendix A, (3.9) yields

$$\text{Div} \left(2\mathbf{F} \frac{\partial \hat{\Psi}}{\partial \mathbf{C}^b} + 2\mathbf{F}^e \frac{\partial \hat{\Psi}}{\partial \mathbf{C}^b} - p \mathbf{g}^{\sharp} \mathbf{F}^{-\star} \right) + \rho_o \mathbf{B} = \rho_o \mathbf{A}, \quad (3.10a)$$

$$\left(2\mathbf{F} \frac{\partial \hat{\Psi}}{\partial \mathbf{C}^b} + 2\mathbf{F}^e \frac{\partial \hat{\Psi}}{\partial \mathbf{C}^b} - p \mathbf{g}^{\sharp} \mathbf{F}^{-\star} \right) \Big|_{\partial\mathcal{B}} \mathbf{N} = \mathbf{T}, \quad (3.10b)$$

and

$$\frac{\partial \phi}{\partial \mathbf{F}^v} - 2\mathbf{C}^b \frac{\partial \hat{\Psi}}{\partial \mathbf{C}^b} \mathbf{F}^{v-\star} = q \mathbf{F}^{v-\star}. \quad (3.11)$$

Remark 3.1. Note that if one considers an alternative functional dependence for Ψ in terms of \mathbf{F}^v , i.e., $\Psi = \check{\Psi}(X, \mathbf{F}, \mathbf{F}^v, \mathbf{G}, \mathbf{g}) = \Psi(X, \mathbf{F}, \mathbf{F} \mathbf{F}^{v-1}, \mathbf{G}, \mathbf{g})$, it may be seen that

$$2\mathbf{C}^b \frac{\partial \hat{\Psi}}{\partial \mathbf{C}^b} \mathbf{F}^{v-\star} = - \frac{\partial \check{\Psi}}{\partial \mathbf{F}^v}. \quad (3.12)$$

¹³The balance of angular momentum will later be discussed in §3.3.3.

¹⁴For a two-point tensor with components Q^{aA} , Div \mathbf{Q} has components, $Q^{aA}|_A = Q^{aA},_A + \Gamma^A_{AB} Q^{aB} + \gamma^a_{bc} F^b{}_A Q^{cA}$.

This consequently transforms the kinetic equations (3.7) and (3.11), respectively, to

$$\frac{\partial \phi}{\partial \mathbf{F}} + \frac{\partial \check{\Psi}}{\partial \mathbf{F}} = \mathbf{0} \quad \text{for compressible viscoelastic solids,} \quad (3.13a)$$

$$\frac{\partial \phi}{\partial \mathbf{F}} + \frac{\partial \check{\Psi}}{\partial \mathbf{F}} = q \mathbf{F}^{-\star} \quad \text{for incompressible viscoelastic solids.} \quad (3.13b)$$

Eq. (3.13a) is identical to Eq. (7-b) as it appears in [Kumar and Lopez-Pamies, 2016] and Eq. (3.13b) is equivalent to Eq. (3.10) as it appears in [Le Tallec et al., 1993].

3.3 Thermodynamics of viscoelasticity

3.3.1 The first law of thermodynamics

The first law of thermodynamics postulates the existence of a state functional, namely the internal energy, which satisfies the following balance of energy [Truesdell, 1952; Gurtin, 1974; Marsden and Hughes, 1983; Yavari et al., 2006]

$$\frac{d}{dt} \int_{\mathcal{U}} \left(\mathcal{E} + \frac{1}{2} \rho_o \|\mathbf{V}\|_{\mathbf{g}}^2 \right) dV = \int_{\mathcal{U}} \rho_o \left(\langle \mathbf{B}, \mathbf{V} \rangle_{\mathbf{g}} + R \right) dV + \int_{\partial \mathcal{U}} \left(\langle \mathbf{T}, \mathbf{V} \rangle_{\mathbf{g}} + H \right) dA, \quad (3.14)$$

where $\mathcal{E} = \hat{\mathcal{E}}(X, \mathcal{N}, \mathbf{C}^b, \mathbf{\check{C}}^b, \mathbf{G})$ is the material internal energy density (per unit undeformed volume), $R = R(X, t)$ is the heat supply per unit mass, and H is the heat flux across a surface; which may be written as $H = -\langle \mathbf{Q}, \mathbf{N} \rangle_{\mathbf{G}}$, where $\mathbf{Q} = \mathbf{Q}(X, \Theta, d\Theta, \mathbf{C}^b, \mathbf{G})$ is the external heat flux per unit area, \mathbf{N} is the \mathbf{G} -unit normal to the boundary $\partial \mathcal{B}$, and $\Theta = \Theta(X, t)$ is the temperature field. In local form, the energy balance (3.14) reads¹⁵

$$\dot{\mathcal{E}} = \mathbf{S} : \mathbf{D} - \text{Div } \mathbf{Q} + \rho_o R + \langle \text{Div } \mathbf{P} + \rho_o (\mathbf{B} - \mathbf{A}), \mathbf{V} \rangle_{\mathbf{g}}, \quad (3.15)$$

where a dotted quantity denotes its total time derivative, \mathbf{P} is the first Piola-Kirchhoff stress tensor— $\mathbf{T} = \mathbf{P}\mathbf{N}$, $\mathbf{S} = \mathbf{F}^{-1}\mathbf{P}$ is the second Piola-Kirchhoff stress tensor, and $\mathbf{D} = \frac{1}{2}\dot{\mathbf{C}}^b$ is the material rate of deformation tensor.

3.3.2 The second law of thermodynamics

The second law of thermodynamics postulates the existence of a state functional, namely the entropy, which satisfies the material Clausius-Duhem inequality [Truesdell, 1952; Gurtin, 1974; Marsden and Hughes, 1983]

$$\frac{d}{dt} \int_{\mathcal{U}} \mathcal{N} dV \geq \int_{\mathcal{U}} \rho_o \frac{R}{\Theta} dV + \int_{\partial \mathcal{U}} \frac{H}{\Theta} dA, \quad (3.16)$$

where $\mathcal{N} = \hat{\mathcal{N}}(X, \Theta, \mathbf{C}^b, \mathbf{\check{C}}^b, \mathbf{G})$ is the material entropy density (per unit undeformed volume). In localized form, the material Clausius-Duhem inequality (3.16) reads

$$\dot{\eta} = \dot{\mathcal{N}}\Theta + \Theta \text{Div} \left(\frac{\mathbf{Q}}{\Theta} \right) - \rho_o R \geq 0, \quad (3.17)$$

where $\dot{\eta}$ is the rate of energy dissipation.

3.3.3 Constitutive relations and balance laws

The free energy density Ψ is the Legendre transform of the internal energy density \mathcal{E} with respect to the conjugate variables of temperature Θ and \mathcal{N} , i.e.,

$$\Psi = \mathcal{E} - \Theta \mathcal{N}, \quad (3.18)$$

¹⁵Note that the localization of the energy balance (3.14) is typically presented without the last two terms appearing in (3.15) that vanish after imposing the balance of linear momentum. At this point in this work, even though we have already proven the balance of linear momentum (3.10) in terms of the tensorial derivatives of the free energy, we have not yet proven the Doyle-Ericksen formula (the stress constitutive equation) relating them to the stress tensors and may hence not yet impose that the last two terms in (3.15) vanish.

where $\mathcal{E} = \hat{\mathcal{E}}(X, \mathcal{N}, \mathbf{C}^b, \dot{\mathbf{C}}^b, \mathbf{G})$, $\mathcal{N} = \hat{\mathcal{N}}(X, \Theta, \mathbf{C}^b, \dot{\mathbf{C}}^b, \mathbf{G})$, and $\Psi = \hat{\Psi}(X, \Theta, \mathbf{C}^b, \dot{\mathbf{C}}^b, \mathbf{G})$. It hence follows from (3.17) that

$$\dot{\eta} = \dot{\mathcal{E}} - \dot{\Psi} - \dot{\Theta}\mathcal{N} + \text{Div } \mathbf{Q} - \frac{1}{\Theta} \langle d\Theta, \mathbf{Q} \rangle - \rho_o R \geq 0. \quad (3.19)$$

Using (3.15) in (3.19) and expanding $\dot{\Psi}$, one finds

$$\dot{\eta} = \frac{1}{2} \mathbf{S} : \dot{\mathbf{C}}^b - \frac{\partial \hat{\Psi}}{\partial \Theta} \dot{\Theta} - \frac{\partial \hat{\Psi}}{\partial \mathbf{C}^b} : \dot{\mathbf{C}}^b - \frac{\partial \hat{\Psi}}{\partial \dot{\mathbf{C}}^b} : \dot{\dot{\mathbf{C}}}^b - \dot{\Theta}\mathcal{N} - \frac{1}{\Theta} \langle d\Theta, \mathbf{Q} \rangle + \langle \text{Div } \mathbf{P} + \rho_o(\mathbf{B} - \mathbf{A}), \mathbf{V} \rangle_{\mathbf{g}} \geq 0. \quad (3.20)$$

It can be seen that¹⁶

$$\frac{\partial \hat{\Psi}}{\partial \dot{\mathbf{C}}^b} : \dot{\dot{\mathbf{C}}}^b = \dot{\mathbf{F}}^{-1} \frac{\partial \hat{\Psi}}{\partial \dot{\mathbf{C}}^b} \dot{\mathbf{F}}^{-\star} : \dot{\mathbf{C}}^b - 2\dot{\mathbf{C}}^b \frac{\partial \hat{\Psi}}{\partial \dot{\mathbf{C}}^b} \dot{\mathbf{F}}^{-\star} : \dot{\mathbf{F}},$$

and it follows that (3.20) is simplified to read

$$\begin{aligned} \dot{\eta} = & \left(\mathcal{N} + \frac{\partial \hat{\Psi}}{\partial \Theta} \right) \dot{\Theta} + \frac{1}{2} \left(\mathbf{S} - 2 \frac{\partial \hat{\Psi}}{\partial \mathbf{C}^b} - 2\dot{\mathbf{F}}^{-1} \frac{\partial \hat{\Psi}}{\partial \dot{\mathbf{C}}^b} \dot{\mathbf{F}}^{-\star} \right) : \dot{\mathbf{C}}^b \\ & + \langle \text{Div } \mathbf{P} + \rho_o(\mathbf{B} - \mathbf{A}), \mathbf{V} \rangle_{\mathbf{g}} + 2\dot{\mathbf{C}}^b \frac{\partial \hat{\Psi}}{\partial \dot{\mathbf{C}}^b} \dot{\mathbf{F}}^{-\star} : \dot{\mathbf{F}} - \frac{1}{\Theta} \langle d\Theta, \mathbf{Q} \rangle \geq 0. \end{aligned} \quad (3.21)$$

The inequality (3.21) above must hold for all deformations φ and temperature fields Θ . Hence, it follows that¹⁷

$$\mathcal{N} = - \frac{\partial \hat{\Psi}}{\partial \Theta}, \quad (3.22a)$$

$$\mathbf{S} = 2 \frac{d\hat{\Psi}}{d\mathbf{C}^b} = 2 \frac{\partial \hat{\Psi}_{\text{EQ}}}{\partial \mathbf{C}^b} + 2\dot{\mathbf{F}}^{-1} \frac{\partial \hat{\Psi}_{\text{NEQ}}}{\partial \dot{\mathbf{C}}^b} \dot{\mathbf{F}}^{-\star}. \quad (3.22b)$$

The first Piola-Kirchhoff \mathbf{P} , the Cauchy $\boldsymbol{\sigma}$, and the convected stress $\boldsymbol{\Sigma}$ tensors¹⁸ may hence be written as

$$\mathbf{P} = \mathbf{g}^\# \frac{d\Psi}{d\mathbf{F}} = \mathbf{g}^\# \frac{\partial \Psi_{\text{EQ}}}{\partial \mathbf{F}} + \mathbf{g}^\# \frac{\partial \Psi_{\text{NEQ}}}{\partial \dot{\mathbf{F}}} \dot{\mathbf{F}}^{-\star}, \quad (3.23a)$$

$$\boldsymbol{\sigma} = \frac{2}{J} \frac{d\Psi}{d\mathbf{g}} = \frac{2}{J} \frac{\partial \Psi_{\text{EQ}}}{\partial \mathbf{g}} + \frac{2}{J} \frac{\partial \Psi_{\text{NEQ}}}{\partial \dot{\mathbf{g}}}, \quad (3.23b)$$

$$\boldsymbol{\Sigma} = \frac{2}{J} \frac{d\hat{\Psi}}{d\mathbf{C}^b} = \frac{2}{J} \frac{\partial \hat{\Psi}_{\text{EQ}}}{\partial \mathbf{C}^b} + \frac{2}{J} \dot{\mathbf{F}}^{-1} \frac{\partial \hat{\Psi}_{\text{NEQ}}}{\partial \dot{\mathbf{C}}^b} \dot{\mathbf{F}}^{-\star}. \quad (3.23c)$$

Substituting the stress constitutive equation (3.23a) for \mathbf{P} into (3.6) yields the balance of linear momentum in the two-point tensorial form and the traction boundary condition:

$$\text{Div } \mathbf{P} + \rho_o \mathbf{B} = \rho_o \mathbf{A}, \quad (3.24a)$$

$$\mathbf{P}|_{\partial \mathcal{B}} \mathbf{N} = \mathbf{T}. \quad (3.24b)$$

From (3.22b) and since $\mathbf{C}^\star = \mathbf{C}$, one finds the balance of angular momentum in two-point tensorial form

$$\mathbf{P}^\star \mathbf{F}^{-\star} = \mathbf{F}^{-1} \mathbf{P}. \quad (3.25)$$

¹⁶Note that $\dot{\dot{\mathbf{C}}}^b = \dot{\mathbf{F}}^{-\star} \dot{\mathbf{C}}^b \dot{\mathbf{F}}^{-1} - \dot{\mathbf{C}}^b \dot{\mathbf{F}} \dot{\mathbf{F}}^{-1} - \dot{\mathbf{F}}^{-\star} \dot{\dot{\mathbf{F}}} \dot{\mathbf{C}}^b$, which follows from $\dot{\mathbf{C}}^b = \dot{\mathbf{F}}_\star \mathbf{C}^b = \dot{\mathbf{F}}^{-\star} \mathbf{C}^b \dot{\mathbf{F}}^{-1}$.

¹⁷Following (3.7), one has $2\dot{\mathbf{C}}^b (\partial \hat{\Psi}_{\text{NEQ}} / \partial \dot{\mathbf{C}}^b) \dot{\mathbf{F}}^{-\star} = \partial \phi(X, \mathbf{F}, \dot{\mathbf{F}}, \mathbf{G}, \mathbf{g}) / \partial \dot{\mathbf{F}}$; and recall that $\mathbf{Q} = \mathbf{Q}(X, \Theta, d\Theta, \mathbf{C}, \mathbf{G})$. Therefore, the coefficients of $\dot{\mathbf{F}}$ and $d\Theta$ in the inequality (3.21) depend on $\dot{\mathbf{F}}$ and $d\Theta$, respectively; hence, they may not be identically equal to zero in spite of the arbitrariness of $\dot{\mathbf{F}}$ and $d\Theta$. Also, recall from (2.6) that $\hat{\Psi}(X, \Theta, \mathbf{C}^b, \dot{\mathbf{C}}^b, \mathbf{G}) = \hat{\Psi}_{\text{EQ}}(X, \Theta, \mathbf{C}^b, \mathbf{G}) + \hat{\Psi}_{\text{NEQ}}(X, \Theta, \dot{\mathbf{C}}^b, \mathbf{G})$.

¹⁸Recall that $\mathbf{S} = \mathbf{F}^{-1} \mathbf{P} = J \boldsymbol{\Sigma} = J \mathbf{F}^{-1} \boldsymbol{\sigma} \mathbf{F}^{-\star}$.

In spatial form, the balance of linear and angular momenta and the traction boundary condition read

$$\operatorname{div} \boldsymbol{\sigma} + \rho \mathbf{b} = \rho \mathbf{a}, \quad (3.26a)$$

$$\boldsymbol{\sigma}^* = \boldsymbol{\sigma}, \quad (3.26b)$$

$$\boldsymbol{\sigma}|_{\partial \mathcal{B}} \mathbf{n} = \mathbf{t}, \quad (3.26c)$$

where $\mathbf{b} = \mathbf{B} \circ \varphi_t^{-1}$, $\mathbf{t} = J \mathbf{T} \circ \varphi_t^{-1}$, and $\mathbf{n} = \mathbf{N} \circ \varphi_t^{-1}$. In convected form, the balance of linear and angular momenta and the traction boundary condition read

$$\operatorname{Div}_{\mathbf{C}^b} \boldsymbol{\Sigma} + \varphi_t^*(\rho \mathbf{b}) = \varphi_t^*(\rho \mathbf{a}), \quad (3.27a)$$

$$\boldsymbol{\Sigma}^* = \boldsymbol{\Sigma}, \quad (3.27b)$$

$$\boldsymbol{\Sigma}|_{\partial \mathcal{B}} \mathbf{N} = \varphi_t^* \mathbf{t}, \quad (3.27c)$$

where $\operatorname{Div}_{\mathbf{C}^b}$ denotes the convected Levi-Civita divergence operator, i.e., the divergence operator associated with the Levi-Civita connection of the convected manifold $(\mathcal{B}, \mathbf{C}^b)$. Within the scope of this work, we assume that the viscoelastic body undergoes an isothermal process, i.e., $d\Theta = 0$; hence, using (3.22) and (3.24), the Clausius-Duhem inequality (3.21) reduces to read

$$\dot{\eta} = 2\mathring{\mathbf{C}}^b \frac{\partial \hat{\Psi}_{\text{NEQ}}}{\partial \mathring{\mathbf{C}}^b} \mathring{\mathbf{F}}^{-*} : \dot{\mathring{\mathbf{F}}} \geq 0. \quad (3.28)$$

Incompressible viscoelastic solids For an incompressible viscoelastic solid, the Legendre transform (3.18) is modified to take into account the volume preserving constraints (3.8) as follows

$$\Psi - p(J - 1) - q(\mathring{J} - 1) = \mathcal{E} - \Theta \mathcal{N}. \quad (3.29)$$

Similarly to (A.11) and (A.13), one finds

$$\dot{J} = \frac{1}{2} J \mathbf{C}^{-\#} : \dot{\mathbf{C}}^b, \quad \text{and} \quad \dot{\mathring{J}} = \mathring{J} \mathring{\mathbf{F}}^{-*} : \dot{\mathring{\mathbf{F}}}. \quad (3.30)$$

One may hence simplify the constitutive relations (3.22) and (3.23) to read

$$\mathcal{N} = -\frac{\partial \hat{\Psi}}{\partial \Theta}, \quad (3.31a)$$

$$\mathbf{S} = 2 \frac{d\hat{\Psi}}{d\mathbf{C}^b} - p \mathbf{C}^{-\#} = 2 \frac{\partial \hat{\Psi}_{\text{EQ}}}{\partial \mathbf{C}^b} + 2 \mathring{\mathbf{F}}^{-1} \frac{\partial \hat{\Psi}_{\text{NEQ}}}{\partial \mathring{\mathbf{C}}^b} \mathring{\mathbf{F}}^{-*} - p \mathbf{C}^{-\#}, \quad (3.31b)$$

$$\mathbf{P} = \mathbf{g}^\# \frac{d\Psi}{d\mathbf{F}} - p \mathbf{g}^\# \mathbf{F}^{-*} = \mathbf{g}^\# \frac{\partial \Psi_{\text{EQ}}}{\partial \mathbf{F}} + \mathbf{g}^\# \frac{\partial \Psi_{\text{NEQ}}}{\partial \mathring{\mathbf{F}}} \mathring{\mathbf{F}}^{-*} - p \mathbf{g}^\# \mathbf{F}^{-*}, \quad (3.31c)$$

$$\boldsymbol{\sigma} = 2 \frac{d\Psi}{d\mathbf{g}} - p \mathbf{g}^\# = 2 \frac{\partial \Psi_{\text{EQ}}}{\partial \mathbf{g}} + 2 \frac{\partial \Psi_{\text{NEQ}}}{\partial \mathring{\mathbf{g}}} - p \mathbf{g}^\#, \quad (3.31d)$$

$$\boldsymbol{\Sigma} = 2 \frac{d\hat{\Psi}}{d\mathbf{C}^b} - p \mathbf{C}^{-\#} = 2 \frac{\partial \hat{\Psi}_{\text{EQ}}}{\partial \mathbf{C}^b} + 2 \mathring{\mathbf{F}}^{-1} \frac{\partial \hat{\Psi}_{\text{NEQ}}}{\partial \mathring{\mathbf{C}}^b} \mathring{\mathbf{F}}^{-*} - p \mathbf{C}^{-\#}. \quad (3.31e)$$

The Clausius-Duhem inequality (3.28) reads

$$\dot{\eta} = 2\mathring{\mathbf{C}}^b \frac{\partial \hat{\Psi}_{\text{NEQ}}}{\partial \mathring{\mathbf{C}}^b} \mathring{\mathbf{F}}^{-*} : \dot{\mathring{\mathbf{F}}} + q \mathring{\mathbf{F}}^{-*} \geq 0. \quad (3.32)$$

Remark 3.2. From the convexity of the dissipation potential ϕ as defined in (2.8), if one assumes that for fixed $\mathring{\mathbf{F}}$, ϕ is minimized for $\dot{\mathring{\mathbf{F}}} = \mathbf{0}$, it follows that

$$\frac{\partial \phi}{\partial \dot{\mathring{\mathbf{F}}}} : \dot{\mathring{\mathbf{F}}} \geq 0, \quad (3.33)$$

which is consistent with the Clausius-Duhem inequality stating that the rate of energy dissipation is non-negative, i.e., $\dot{\eta} \geq 0$.¹⁹

¹⁹As a matter of fact, (3.33) may be alternatively found following (3.7) and (3.28)—or (3.11) and (3.32) for the incompressible case.

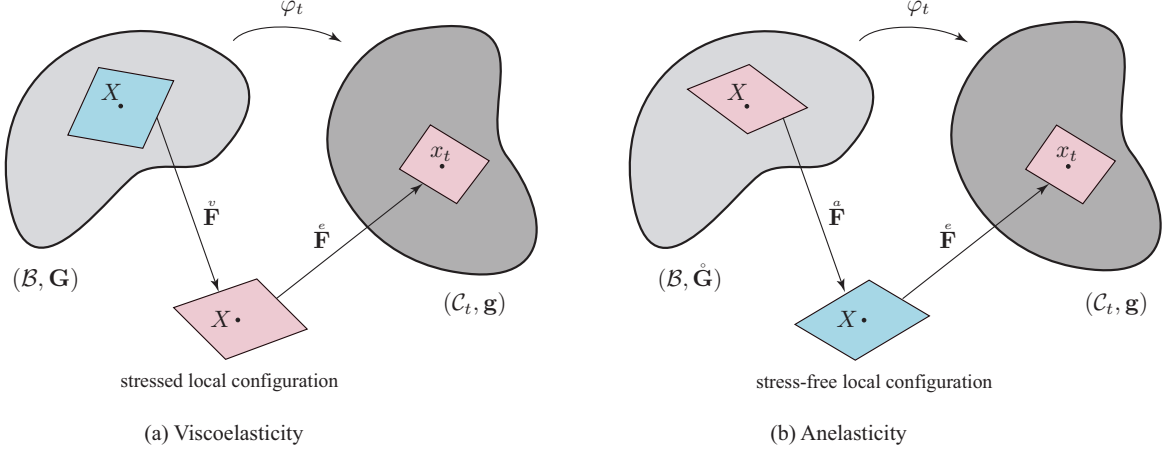


Figure 1: *Local intermediate configurations in viscoelasticity and anelasticity. Blue and pink squares indicate locally stress-free and locally stressed configurations, respectively. (a) In viscoelasticity, the local intermediate configuration is stressed, and the material manifold is the Euclidean manifold $(\mathcal{B}, \mathbf{G})$. (b) In anelasticity, the local intermediate configuration is stress-free, and the material manifold is $(\mathcal{B}, \mathbf{\tilde{G}})$, where \mathbf{G} is the non-flat material metric, which is related to the Euclidean metric $\mathbf{\tilde{G}}$ via pull-back.*

From here on, consistent with the isothermal process assumption, we may drop the temperature dependence in both the free energy and the dissipation potential, i.e., $\Psi = \Psi(X, \mathbf{F}, \mathbf{\tilde{F}}, \mathbf{G}, \mathbf{g}) = \hat{\Psi}(X, \mathbf{C}^b, \mathbf{\tilde{C}}^b, \mathbf{G})$, and $\phi = \phi(X, \mathbf{F}, \mathbf{\tilde{F}}, \mathbf{\dot{F}}, \mathbf{G}, \mathbf{g}) = \hat{\phi}(X, \mathbf{C}^b, \mathbf{\dot{F}}, \mathbf{G})$.

3.4 Stress in the intermediate configurations in anelasticity versus viscoelasticity

Anelasticity. In anelasticity, the energy density has the form $W = \mathring{W}(X, \mathbf{\tilde{F}}, \mathbf{G}, \mathbf{g})$. The first Piola-Kirchhoff stress is calculated as

$$\mathbf{P} = \mathbf{g}^\sharp \frac{\partial W}{\partial \mathbf{F}} = \mathbf{g}^\sharp \frac{\partial \mathring{W}}{\partial \mathbf{\tilde{F}}} \frac{\partial \mathbf{\tilde{F}}}{\partial \mathbf{F}} = \mathbf{g}^\sharp \frac{\partial \mathring{W}}{\partial \mathbf{\tilde{F}}} \mathbf{\tilde{F}}^{-\star}. \quad (3.34)$$

In components, $P^{aA} = g^{ab} \partial \mathring{W} / \mathbf{\tilde{F}}^b_M (\mathbf{\tilde{F}}^{-1})^A_M$. Stress in the intermediate configuration is calculated as

$$\mathbf{P}_{\text{int}} = \mathbf{g}^\sharp \frac{\partial \mathring{W}}{\partial \mathbf{\tilde{F}}} \bigg|_{\mathbf{\tilde{F}}=\text{id}} \mathbf{\tilde{F}}^{-\star} = \mathbf{0}, \quad (3.35)$$

as $\partial \mathring{W} / \partial \mathbf{\tilde{F}}$ vanishes in the absence of a local elastic deformation.

Viscoelasticity. In viscoelasticity, recall that the free energy density is written as $\Psi(X, \mathbf{F}, \mathbf{\tilde{F}}, \mathbf{G}, \mathbf{g}) = \Psi_{\text{EQ}}(X, \mathbf{F}, \mathbf{G}, \mathbf{g}) + \Psi_{\text{NEQ}}(X, \mathbf{\tilde{F}}, \mathbf{G}, \mathbf{g})$, and hence stress is calculated as

$$\mathbf{P} = \mathbf{g}^\sharp \frac{d\Psi}{d\mathbf{F}} = \mathbf{g}^\sharp \frac{\partial \Psi_{\text{EQ}}}{\partial \mathbf{F}} + \mathbf{g}^\sharp \frac{\partial \Psi_{\text{NEQ}}}{\partial \mathbf{\tilde{F}}} \mathbf{\tilde{F}}^{-\star}. \quad (3.36)$$

Stress in the intermediate configuration is then calculated as

$$\mathbf{P}_{\text{int}} = \mathbf{g}^\sharp \frac{d\Psi}{d\mathbf{\tilde{F}}} \bigg|_{\mathbf{\tilde{F}}=\text{id}} = \mathbf{g}^\sharp \frac{\partial \Psi_{\text{EQ}}}{\partial \mathbf{F}} \bigg|_{\mathbf{F}=\mathbf{\tilde{F}}} + \mathbf{g}^\sharp \frac{\partial \Psi_{\text{NEQ}}}{\partial \mathbf{\tilde{F}}} \bigg|_{\mathbf{\tilde{F}}=\text{id}} \mathbf{\tilde{F}}^{-\star} = \mathbf{g}^\sharp \frac{\partial \Psi_{\text{EQ}}}{\partial \mathbf{F}} \bigg|_{\mathbf{F}=\mathbf{\tilde{F}}}, \quad (3.37)$$

as $\partial \Psi_{\text{NEQ}} / \partial \mathbf{\tilde{F}}$ vanishes when there is no local elastic deformation. This clearly shows that in viscoelasticity the local intermediate configuration is not stress free (see Fig. 1).

Remark 3.3. If a small neighbourhood of a material point in the current configuration is unloaded, the instantaneous unloaded length is calculated using the metric $\mathbf{\tilde{F}}_* \mathbf{G}$. However, this is not the natural length; the

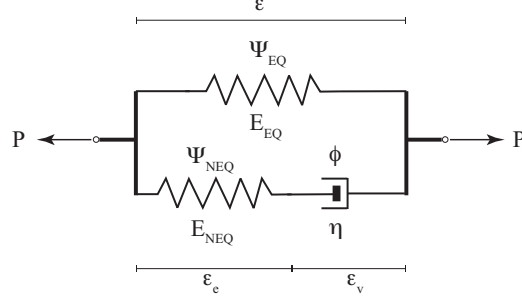


Figure 2: *Standard solid*: Ψ_{EQ} , Ψ_{NEQ} , and ϕ are the nonlinear analogues of E_{EQ} , E_{NEQ} , and η , respectively.

natural length is found in the reference configuration and is measured by \mathbf{G} . In the intermediate configuration, the natural length is calculated using the metric $\mathbf{\check{F}}_* \mathbf{G}$. As the intermediate configuration is not stress free, the metric $\mathbf{\check{F}}_* \mathbf{G}$ is not of much physical significance and does not appear anywhere in the present theory. However, there is another metric that is of physical significance for the non-equilibrium free energy, see §4.2.1.

Remark 3.4. Let us consider a viscoelastic body that undergoes a motion in the time interval $[0, \infty)$. At time $t = T$ the applied loads (and/or boundary displacements) are held fixed. Thus, for $t > T$, $\mathbf{F}(X, t) = \mathbf{F}(X, T) =: \bar{\mathbf{F}}(X)$. However, note that the elastic and viscous deformation gradients are still time dependent, i.e.,

$$\bar{\mathbf{F}}(X) = \mathbf{\check{F}}(X, t) \mathbf{\check{F}}(X, t), \quad t > T. \quad (3.38)$$

In terms of the physical components, $\hat{\bar{\mathbf{F}}}(X) = \hat{\mathbf{F}}(X, t) \hat{\mathbf{F}}(X, t)$, where $\hat{F}^a_A = \sqrt{g_{aa} G^{AA}} F^a_A$, $\hat{\mathbf{F}}^a_A = \sqrt{g_{aa} G^{AA}} \mathbf{\check{F}}^a_A$, and $\hat{\mathbf{F}}^A_B = \mathbf{\check{F}}^A_B$ (no summation on repeated indices) [Truesdell, 1953]. We are interested in the evolution of $\mathbf{\check{F}}$ and $\mathbf{\check{F}}$ when $t \rightarrow \infty$. Recall that $\Psi(X, \mathbf{F}, \mathbf{\check{F}}, \mathbf{G}, \mathbf{g}) = \Psi_{EQ}(X, \mathbf{F}, \mathbf{G}, \mathbf{g}) + \Psi_{NEQ}(X, \mathbf{\check{F}}, \mathbf{G}, \mathbf{g})$, and stress has the following additive decomposition

$$\mathbf{P} = \mathbf{P}_{EQ} + \mathbf{P}_{NEQ}, \quad \mathbf{P}_{EQ} = \mathbf{g}^\# \frac{\partial \Psi_{EQ}}{\partial \mathbf{F}}, \quad \mathbf{P}_{NEQ} = \mathbf{g}^\# \frac{\partial \Psi_{NEQ}}{\partial \mathbf{\check{F}}} \mathbf{\check{F}}^{-*}. \quad (3.39)$$

For $t \rightarrow \infty$, $\mathbf{P} = \mathbf{P}_{EQ}$, i.e., $\mathbf{P}_{NEQ} = \mathbf{0}$. This implies that

$$\lim_{t \rightarrow \infty} \frac{\partial \Psi_{NEQ}}{\partial \mathbf{\check{F}}} = \mathbf{0}. \quad (3.40)$$

Therefore, $\lim_{t \rightarrow \infty} \hat{\mathbf{F}}(X, t) = \mathbf{I}$, and hence $\lim_{t \rightarrow \infty} \mathbf{\check{F}}(X, t) = \hat{\bar{\mathbf{F}}}(X)$. This is the nonlinear analogue of what is observed in a stress-relaxation experiment for the standard solid model [Zener, 1948] that is briefly revised next (see [Simo and Hughes, 2006]), see Fig. 2. The non-equilibrium stress has the following relation with the viscous strain: $P_v(t) = \eta \dot{\epsilon}_v(t)$. From equilibrium, $P_v(t) = E_{NEQ} \epsilon_e(t) = E_{NEQ} (\epsilon(t) - \epsilon_v(t))$. Thus, from these two equations one obtains

$$\dot{\epsilon}_v(t) + \frac{1}{\eta} \epsilon_v(t) = \frac{1}{\eta} \epsilon(t), \quad \tau = \frac{\eta}{E_{NEQ}}. \quad (3.41)$$

Also, note that $P(t) = P_{EQ}(t) + P_{NEQ}(t) = E_{EQ} \epsilon(t) + E_{NEQ} (\epsilon(t) - \epsilon_v(t)) = E \epsilon(t) - E_{NEQ} \epsilon_v(t)$, where $E = E_{EQ} + E_{NEQ}$. Now suppose that the total strain is fixed, i.e., $\epsilon(t) = \epsilon_0$, and $\epsilon_v(0) = 0$. Hence, $\epsilon_v(t) = \epsilon_0 [1 - e^{-\frac{t}{\tau}}]$, and $\epsilon_e(t) = \epsilon_0 e^{-\frac{t}{\tau}}$. It is observed that $\lim_{t \rightarrow \infty} \epsilon_e(t) = 0$, and $\lim_{t \rightarrow \infty} \epsilon_v(t) = \epsilon_0$.

4 Material Symmetry

In this section we discuss material symmetry in both anelasticity and viscoelasticity.

4.1 Material symmetry in nonlinear anelasticity

For an elastic solid let us assume an energy functional of the form $\hat{W} = \hat{W}(X, \mathbf{F}, \hat{\mathbf{G}}, \mathbf{g})$, where \mathbf{g} is the metric of the Euclidean ambient space and $\hat{\mathbf{G}}$ is the induced metric on the body, which is the material metric in the absence of eigenstrains. The material symmetry group $\hat{\mathcal{G}}_X$ at a point X with respect to the Euclidean reference configuration $(\mathcal{B}, \hat{\mathbf{G}})$ is defined as²⁰

$$\hat{\mathbf{K}}_* \hat{W}(X, \mathbf{F}, \hat{\mathbf{G}}, \mathbf{g}) = \hat{W}(X, \hat{\mathbf{K}}^* \mathbf{F}, \hat{\mathbf{K}}^* \hat{\mathbf{G}}, \mathbf{g}) = \hat{W}(X, \mathbf{F}, \hat{\mathbf{G}}, \mathbf{g}), \quad \forall \hat{\mathbf{K}} \in \hat{\mathcal{G}}_X \leq \text{Orth}(\hat{\mathbf{G}}), \quad (4.1)$$

for all deformation gradients \mathbf{F} , where $\text{Orth}(\hat{\mathbf{G}}) = \{\mathbf{Q} : T_X \mathcal{B} \rightarrow T_X \mathcal{B} \mid \mathbf{Q}^* \hat{\mathbf{G}} \mathbf{Q} = \hat{\mathbf{G}}\}$. Note that $\hat{\mathbf{K}}^* \mathbf{F} = \mathbf{F} \hat{\mathbf{K}}$, and $\hat{\mathbf{K}}^* \hat{\mathbf{G}} = \hat{\mathbf{K}}^* \hat{\mathbf{G}} \hat{\mathbf{K}} = \hat{\mathbf{G}}$. Thus

$$\hat{W}(X, \mathbf{F} \hat{\mathbf{K}}, \hat{\mathbf{G}}, \mathbf{g}) = \hat{W}(X, \mathbf{F}, \hat{\mathbf{G}}, \mathbf{g}), \quad \forall \hat{\mathbf{K}} \in \hat{\mathcal{G}}_X \leq \text{Orth}(\hat{\mathbf{G}}). \quad (4.2)$$

Remark 4.1. For an anelastic body, $\mathbf{F} = \hat{\mathbf{F}} \hat{\mathbf{F}}^a$, where $\hat{\mathbf{F}}$ and $\hat{\mathbf{F}}^a$ are the local elastic and anelastic deformations, respectively. Energy explicitly depends on the local elastic deformation, i.e., $W = \hat{W}(X, \hat{\mathbf{F}}, \hat{\mathbf{G}}, \mathbf{g})$. Yavari and Sozio [2023] defined the following energy functional²¹

$$W(X, \mathbf{F}, \hat{\mathbf{F}}, \hat{\mathbf{G}}, \mathbf{g}) = W(X, \hat{\mathbf{F}} \hat{\mathbf{F}}^a, \hat{\mathbf{F}}, \hat{\mathbf{G}}, \mathbf{g}) = \hat{W}(X, \hat{\mathbf{F}} \hat{\mathbf{F}}^{a-1}, \hat{\mathbf{G}}, \mathbf{g}) = \hat{W}(X, \hat{\mathbf{F}}, \hat{\mathbf{G}}, \mathbf{g}). \quad (4.3)$$

The following is Eq. (3.20) in [Yavari and Sozio, 2023]:

$$\begin{aligned} W(X, \hat{\mathbf{F}} \hat{\mathbf{F}}^a, \hat{\mathbf{F}}, \hat{\mathbf{G}}, \mathbf{g}) &= \hat{W}(X, \hat{\mathbf{F}}, \hat{\mathbf{G}}, \mathbf{g}) \\ &= \hat{W}(X, \hat{\mathbf{F}} \hat{\mathbf{K}}, \hat{\mathbf{G}}, \mathbf{g}) \\ &= W(X, \hat{\mathbf{F}} \hat{\mathbf{K}} \hat{\mathbf{F}}^a, \hat{\mathbf{F}}, \hat{\mathbf{G}}, \mathbf{g}) \\ &= W(X, \hat{\mathbf{F}} \hat{\mathbf{F}}^{a-1} \hat{\mathbf{K}} \hat{\mathbf{F}}, \hat{\mathbf{F}}, \hat{\mathbf{G}}, \mathbf{g}) \\ &= W(X, \mathbf{F} \hat{\mathbf{K}}, \hat{\mathbf{F}}, \hat{\mathbf{G}}, \mathbf{g}), \quad \forall \hat{\mathbf{K}} \in \hat{\mathcal{G}}_X. \end{aligned} \quad (4.4)$$

The first equality is the definition of W , and the second equality is a consequence of material symmetry (4.2). The third equality is incorrect; instead of $\hat{\mathbf{F}}$, $\hat{\mathbf{K}}^* \hat{\mathbf{F}} = \hat{\mathbf{K}}^{-1} \hat{\mathbf{F}} \hat{\mathbf{K}}$ should be used in the second and the third dependent variable entries (see Fig. 3b). Thus, their Eq. (3.20) should be corrected to read

$$\begin{aligned} W(X, \hat{\mathbf{F}} \hat{\mathbf{F}}^a, \hat{\mathbf{F}}, \hat{\mathbf{G}}, \mathbf{g}) &= \hat{W}(X, \hat{\mathbf{F}}, \hat{\mathbf{G}}, \mathbf{g}) \\ &= \hat{W}(X, \hat{\mathbf{F}} \hat{\mathbf{K}}, \hat{\mathbf{G}}, \mathbf{g}) \\ &= W(X, \hat{\mathbf{F}} \hat{\mathbf{K}} \hat{\mathbf{K}}^{-1} \hat{\mathbf{F}} \hat{\mathbf{K}}, \hat{\mathbf{K}}^{-1} \hat{\mathbf{F}} \hat{\mathbf{K}}, \hat{\mathbf{G}}, \mathbf{g}) \\ &= W(X, \mathbf{F} \hat{\mathbf{K}}, \hat{\mathbf{K}}^{-1} \hat{\mathbf{F}} \hat{\mathbf{K}}, \hat{\mathbf{G}}, \mathbf{g}), \quad \forall \hat{\mathbf{K}} \in \hat{\mathcal{G}}_X. \end{aligned} \quad (4.5)$$

Yavari and Sozio [2023] suggested a connection between (4.4) and Noll's rule; but it turns out that the corrected equation (4.5) bears no such connection. More specifically, Noll's rule states that under a material diffeomorphism, the symmetry group of an elastic body transforms naturally, i.e., through push forward. More specifically, consider a transformation $\mathbf{F}(X) : T_X \mathcal{B} \rightarrow T_X \mathcal{B}$. Let us denote the material symmetry group of the elastic solid with respect to $(T_X \mathcal{B}, \hat{\mathbf{G}})$ by $\hat{\mathcal{G}}_X$, and that with respect to $(T_X \mathcal{B}, \mathbf{F}_* \hat{\mathbf{G}})$ by \mathcal{G}_X . Noll's rule says that $\mathcal{G}_X = \mathbf{F}_* \hat{\mathcal{G}}_X = \mathbf{F} \hat{\mathcal{G}}_X \mathbf{F}^{-1}$. However, notice that (4.5) has nothing to do with Noll's rule. It simply tells us how symmetry group acts on deformation gradient and the anelastic local deformation. It should be noted that Eqs. (3.21)-(3.23) in [Yavari and Sozio, 2023] are incorrect as well. However, what follows after their Eq. (3.23) is correct. This mistake did not affect any of the conclusions in section §3.5 of [Yavari and Sozio, 2023].

²⁰ $\hat{\mathcal{G}}_X \leq \text{Orth}(\hat{\mathbf{G}})$ indicates that $\hat{\mathcal{G}}_X$ is a subgroup of $\text{Orth}(\hat{\mathbf{G}})$.

²¹In [Yavari and Sozio, 2023], $\hat{\mathbf{g}}$ was used for the metric of the Euclidean ambient space and \mathbf{g} was reserved for the metric of the spatial intermediate configuration.

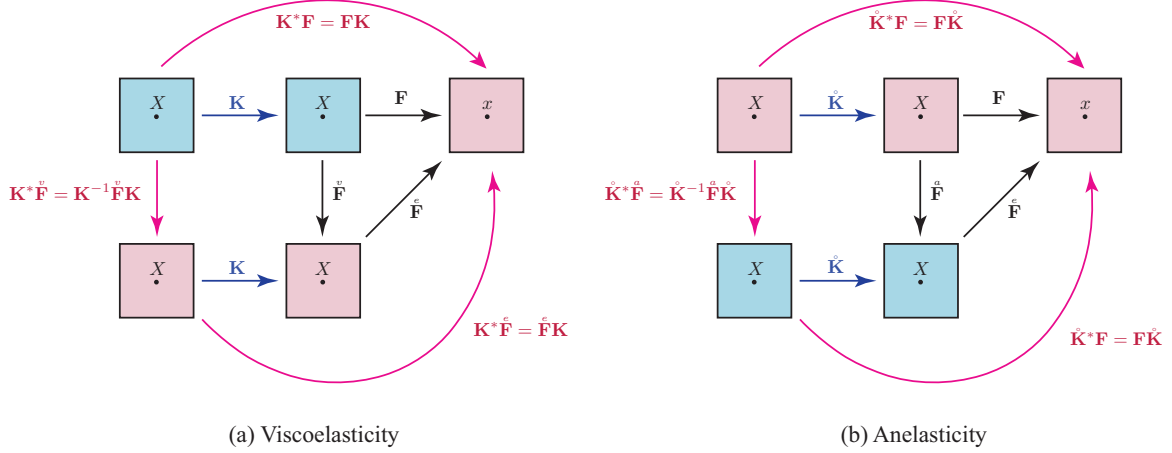


Figure 3: The actions of the symmetry group on the total, elastic, and anelastic deformation gradients. The blue and pink squares indicate locally stress-free and locally stressed configurations, respectively.

4.2 Material symmetry in nonlinear viscoelasticity

The material symmetry group \mathcal{G}_X of a viscoelastic solid with the equilibrium free energy functional $\Psi_{\text{EQ}} = \Psi_{\text{EQ}}(X, \mathbf{F}, \mathbf{G}, \mathbf{g})$, the non-equilibrium free energy $\Psi_{\text{NEQ}} = \Psi_{\text{NEQ}}(X, \mathbf{F}, \mathbf{G}, \mathbf{g})$, and the dissipation potential $\phi = \phi(X, \mathbf{F}, \mathbf{F}, \mathbf{F}, \mathbf{G}, \mathbf{g})$ at a point X with respect to the Euclidean reference configuration $(\mathcal{B}, \mathbf{G})$ is defined as²²

$$\begin{cases} \mathbf{K}_* \Psi_{\text{EQ}}(X, \mathbf{F}, \mathbf{G}, \mathbf{g}) = \Psi_{\text{EQ}}(X, \mathbf{FK}, \mathbf{G}, \mathbf{g}) = \Psi_{\text{EQ}}(X, \mathbf{F}, \mathbf{G}, \mathbf{g}), \\ \mathbf{K}_* \Psi_{\text{NEQ}}(X, \mathbf{F}, \mathbf{G}, \mathbf{g}) = \Psi_{\text{NEQ}}(X, \mathbf{FK}, \mathbf{G}, \mathbf{g}) = \Psi_{\text{NEQ}}(X, \mathbf{F}, \mathbf{G}, \mathbf{g}), \\ \mathbf{K}_* \phi(X, \mathbf{F}, \mathbf{F}, \mathbf{F}, \mathbf{G}, \mathbf{g}) = \phi(X, \mathbf{FK}, \mathbf{K}^* \mathbf{F}, \mathbf{K}^* \mathbf{F}, \mathbf{G}, \mathbf{g}) = \phi(X, \mathbf{F}, \mathbf{F}, \mathbf{F}, \mathbf{G}, \mathbf{g}), \end{cases} \quad \forall \mathbf{K} \in \mathcal{G}_X \leq \text{Orth}(\mathbf{G}), \quad (4.6)$$

for all deformation gradients \mathbf{F} and viscous deformation gradients \mathbf{F} , where $\mathbf{K}^* \mathbf{F} = \mathbf{K}^{-1} \mathbf{F} \mathbf{K}$ (see Fig. 3a) and $\text{Orth}(\mathbf{G}) = \{\mathbf{Q} : T_X \mathcal{B} \rightarrow T_X \mathcal{B} \mid \mathbf{Q}^* \mathbf{G} \mathbf{Q} = \mathbf{G}\}$.

4.2.1 Structural tensors, viscous metric, and viscous structural tensors

The μ -th power Kronecker product $\langle \mathbf{Q} \rangle_\mu$ of a \mathbf{G} -orthogonal transformation \mathbf{Q} for a μ -th order tensor $\mathbf{\Lambda}$ is defined as $(\langle \mathbf{Q} \rangle_\mu \mathbf{\Lambda})^{\bar{A}_1 \dots \bar{A}_\mu} = \mathbf{Q}^{\bar{A}_1}_{A_1} \dots \mathbf{Q}^{\bar{A}_\mu}_{A_\mu} \mathbf{\Lambda}^{A_1 \dots A_\mu}$. In particular, $\langle \mathbf{Q} \rangle_m (\mathbf{W}_1 \otimes \dots \otimes \mathbf{W}_m) = \mathbf{Q} \mathbf{W}_1 \otimes \dots \otimes \mathbf{Q} \mathbf{W}_m$, where $\mathbf{W}_i \in T_X \mathcal{B}$, $i = 1, \dots, m$. A symmetry group $\mathcal{G} \leq \text{Orth}(\mathbf{G})$ may be characterized via a finite collection of structural tensors $\mathbf{\Lambda}_i$ of order μ_i , $i = 1, \dots, N$ as follows [Liu, 1982; Boehler, 1987; Zheng and Spencer, 1993; Zheng, 1994; Lu and Papadopoulos, 2000; Mazzucato and Rachele, 2006]

$$\mathbf{Q} \in \mathcal{G} \leq \text{Orth}(\mathbf{G}) \iff \langle \mathbf{Q} \rangle_{\mu_i} \mathbf{\Lambda}_i = \mathbf{\Lambda}_i, \forall i = 1, \dots, N. \quad (4.7)$$

In other words, the set of structural tensors is a basis for the space of \mathcal{G} -invariant tensors. We denote the collection of structural tensors by $\mathbf{\Lambda}$. When $\mathbf{\Lambda}$ is added to the arguments of the (free or dissipation) energy functional, the energy functional becomes an isotropic functional of its arguments—the so-called *principle of isotropy of space* [Boehler, 1979]. Now the energy functional being isotropic, the corresponding set of isotropic invariants can be used to simplify its dependence on its arguments. A theorem proved by Hilbert in 1890 [Hilbert, 1993] (see also [Olive et al., 2017]) tells us that any finite collection of tensors has a finite set of isotropic invariants—the *integrity basis* for the set of isotropic invariants of the collection [Spencer, 1971]. Therefore, since the free energy functionals Ψ_{EQ} and Ψ_{NEQ} are isotropic functionals of symmetric tensors, i.e., $\Psi_{\text{EQ}} = \hat{\Psi}_{\text{EQ}}(X, \Theta, \mathbf{C}^b, \mathbf{\Lambda}_1, \dots, \mathbf{\Lambda}_N, \mathbf{G})$, and $\Psi_{\text{NEQ}} = \hat{\Psi}_{\text{NEQ}}(X, \Theta, \mathbf{C}^b, \mathbf{\Lambda}_1, \dots, \mathbf{\Lambda}_N, \mathbf{G})$, one writes $\Psi_{\text{EQ}} = \bar{\Psi}(X, I_1, \dots, I_m)$, where $\{I_1, \dots, I_m\}$ is the integrity basis for the set of isotropic invariants of $\{\mathbf{C}^b, \mathbf{\Lambda}_1, \dots, \mathbf{\Lambda}_N\}$; and $\Psi_{\text{NEQ}} = \tilde{\Psi}(X, \bar{I}_1, \dots, \bar{I}_m)$, where $\{\bar{I}_1, \dots, \bar{I}_m\}$ is the integrity basis for the set of isotropic invariants of

²² $\mathcal{G}_X \leq \text{Orth}(\mathbf{G})$ indicates that \mathcal{G}_X is a subgroup of $\text{Orth}(\mathbf{G})$.

$\{\mathring{\mathbf{C}}^b, \mathbf{\Lambda}_1, \dots, \mathbf{\Lambda}_N\}$. However, the dissipation potential $\phi = \hat{\phi}(X, \Theta, \mathbf{C}^b, \mathbf{\Lambda}_1, \dots, \mathbf{\Lambda}_N, \mathring{\mathbf{F}}, \mathring{\mathbf{F}}, \mathbf{G})$ is an isotropic functional of the symmetric tensors $\{\mathbf{C}^b, \mathbf{\Lambda}_1, \dots, \mathbf{\Lambda}_N\}$ and two generally non-symmetric material tensors $\mathring{\mathbf{F}}$ and $\mathring{\mathbf{F}}$; hence, the classical representation theorems cannot be used.

Next, we show that the dependence of the non-equilibrium free energy on $\mathring{\mathbf{F}}$ can be reduced to a dependence on the total deformation gradient \mathbf{F} . From (2.5) recall that $\Psi_{\text{NEQ}} = \Psi_{\text{NEQ}}(X, \Theta, \mathring{\mathbf{F}}, \mathbf{G}, \mathbf{g})$. For an anisotropic solid we have a collection of structural tensors denoted by $\mathbf{\Lambda}$. Let us add this collection to the list of arguments of the non-equilibrium free energy and write

$$\Psi_{\text{NEQ}} = \Psi_{\text{NEQ}}(X, \Theta, \mathring{\mathbf{F}}, \mathbf{G}, \mathbf{\Lambda}, \mathbf{g}). \quad (4.8)$$

Now, Ψ_{NEQ} is a materially-covariant functional [Lu, 2012; Yavari and Sozio, 2023], i.e., for any invertible linear transformation $\mathbf{T} : T_X \mathcal{B} \rightarrow T_X \mathcal{B}$, one has

$$\Psi_{\text{NEQ}}(X, \Theta, \mathbf{T}^* \mathring{\mathbf{F}}, \mathbf{T}^* \mathbf{G}, \mathbf{T}^* \mathbf{\Lambda}, \mathbf{g}) = \Psi_{\text{NEQ}}(X, \Theta, \mathring{\mathbf{F}}, \mathbf{G}, \mathbf{\Lambda}, \mathbf{g}). \quad (4.9)$$

Noting that $\mathring{\mathbf{F}} = \mathring{\mathbf{F}}_* \mathbf{F}$, and choosing $\mathbf{T} = \mathring{\mathbf{F}}$, material covariance implies that

$$\Psi_{\text{NEQ}}(X, \Theta, \mathring{\mathbf{F}}, \mathbf{G}, \mathbf{\Lambda}, \mathbf{g}) = \Psi_{\text{NEQ}}(X, \Theta, \mathring{\mathbf{F}}_* \mathring{\mathbf{F}}_* \mathbf{F}, \mathring{\mathbf{F}}_* \mathbf{G}, \mathring{\mathbf{F}}_* \mathbf{\Lambda}, \mathbf{g}) = \Psi_{\text{NEQ}}(X, \Theta, \mathbf{F}, \mathring{\mathbf{G}}, \mathring{\mathbf{\Lambda}}, \mathbf{g}), \quad (4.10)$$

where $\mathring{\mathbf{G}} = \mathring{\mathbf{F}}_* \mathbf{G}$, and $\mathring{\mathbf{\Lambda}} = \mathring{\mathbf{F}}_* \mathbf{\Lambda}$. Thus, in summary, we have

$$\Psi = \Psi(X, \Theta, \mathbf{F}, \mathring{\mathbf{F}}, \mathbf{G}, \mathbf{\Lambda}, \mathbf{g}) = \Psi_{\text{EQ}}(X, \Theta, \mathbf{F}, \mathbf{G}, \mathbf{\Lambda}, \mathbf{g}) + \Psi_{\text{NEQ}}(X, \Theta, \mathbf{F}, \mathring{\mathbf{G}}, \mathring{\mathbf{\Lambda}}, \mathbf{g}). \quad (4.11)$$

This means that the non-equilibrium free energy is a function of the total deformation gradient as long as the viscous metric $\mathring{\mathbf{G}}$ and viscous structural tensors $\mathring{\mathbf{\Lambda}}$ are used. Objectivity implies that²³

$$\Psi = \hat{\Psi}_{\text{EQ}}(X, \Theta, \mathbf{C}^b, \mathbf{G}, \mathbf{\Lambda}) + \hat{\Psi}_{\text{NEQ}}(X, \Theta, \mathbf{C}^b, \mathring{\mathbf{G}}, \mathring{\mathbf{\Lambda}}). \quad (4.13)$$

Next we use the integrity basis for isotropic, transversely isotropic, orthotropic, and monoclinic viscoelastic solids, and explicitly write their respective stress constitutive relations and kinetic equations.

4.2.2 Isotropic solids

Stress constitutive equations. For isotropic solids, Ψ_{EQ} and Ψ_{NEQ} depend only on the principal invariants of \mathbf{C}^b , and $\mathring{\mathbf{C}}^b$, respectively, i.e.,

$$\Psi_{\text{EQ}} = \bar{\Psi}(X, I_1, I_2, I_3), \quad \Psi_{\text{NEQ}} = \tilde{\Psi}(X, \mathring{I}_1, \mathring{I}_2, \mathring{I}_3), \quad (4.14)$$

where²⁴

$$\begin{aligned} I_1 &= \text{tr } \mathbf{C} = \mathbf{C}^A{}_A, & I_2 &= \frac{1}{2} (I_1^2 - \text{tr } \mathbf{C}^2) = \frac{1}{2} (I_1^2 - \mathbf{C}^A{}_B \mathbf{C}^B{}_A), & I_3 &= \det \mathbf{C}, \\ \mathring{I}_1 &= \text{tr } \mathring{\mathbf{C}} = \mathring{\mathbf{C}}^A{}_A, & \mathring{I}_2 &= \frac{1}{2} (\mathring{I}_1^2 - \text{tr } \mathring{\mathbf{C}}^2) = \frac{1}{2} (\mathring{I}_1^2 - \mathring{\mathbf{C}}^A{}_B \mathring{\mathbf{C}}^B{}_A), & \mathring{I}_3 &= \det \mathring{\mathbf{C}}. \end{aligned} \quad (4.16)$$

Note that $\mathbf{C}^b = \mathring{\mathbf{F}}_* \mathring{\mathbf{C}}^b = \mathring{\mathbf{F}}_* \mathring{\mathbf{C}}^b \mathring{\mathbf{F}}$, or equivalently, $\mathring{\mathbf{C}}^b = \mathring{\mathbf{F}}^{-*} \mathbf{C}^b \mathring{\mathbf{F}}^{-1}$. The second Piola-Kirchhoff stress is written as

$$\mathbf{S} = 2 \frac{d\hat{\Psi}}{d\mathbf{C}^b} = 2 \frac{d\hat{\Psi}_{\text{EQ}}}{d\mathbf{C}^b} + 2 \frac{d\hat{\Psi}_{\text{NEQ}}}{d\mathbf{C}^b} = 2 \frac{\partial \hat{\Psi}_{\text{EQ}}}{\partial \mathbf{C}^b} + 2 \frac{\partial \hat{\Psi}_{\text{NEQ}}}{\partial \mathbf{C}^b} \cdot \frac{\partial \mathring{\mathbf{C}}^b}{\partial \mathbf{C}^b} = 2 \frac{\partial \hat{\Psi}_{\text{EQ}}}{\partial \mathbf{C}^b} + 2 \mathring{\mathbf{F}}^{-1} \frac{\partial \hat{\Psi}_{\text{NEQ}}}{\partial \mathring{\mathbf{C}}^b} \mathring{\mathbf{F}}^{-*}. \quad (4.17)$$

²³This is consistent with (2.6) when structural tensors are included. First, note that $\mathring{\mathbf{C}} = \mathring{\mathbf{F}}_* \mathbf{C}^b$. Thus,

$$\hat{\Psi}_{\text{NEQ}} = \hat{\Psi}_{\text{NEQ}}(X, \Theta, \mathring{\mathbf{C}}^b, \mathbf{G}, \mathbf{\Lambda}) = \hat{\Psi}_{\text{NEQ}}(X, \Theta, \mathring{\mathbf{F}}_* \mathbf{C}^b, \mathbf{G}, \mathbf{\Lambda}) = \hat{\Psi}_{\text{NEQ}}(X, \Theta, \mathbf{C}^b, \mathring{\mathbf{F}}_* \mathbf{G}, \mathring{\mathbf{F}}_* \mathbf{\Lambda}) = \hat{\Psi}_{\text{NEQ}}(X, \Theta, \mathbf{C}^b, \mathring{\mathbf{G}}, \mathring{\mathbf{\Lambda}}). \quad (4.12)$$

²⁴The characteristic polynomial of \mathbf{C} reads:

$$\lambda^3 - I_1 \lambda^2 + I_2 \lambda - I_3 = 0, \quad I_1 = \text{tr } \mathbf{C}, \quad I_2 = (\det \mathbf{C}) \text{tr } \mathbf{C}^{-1}, \quad I_3 = \det \mathbf{C}. \quad (4.15)$$

The Cayley-Hamilton theorem tells us that $\mathbf{C}^3 - I_1 \mathbf{C}^2 + I_2 \mathbf{C} - I_3 \mathbf{I} = \mathbf{0}$. Multiplying both sides by \mathbf{C}^{-1} one concludes that $I_3 \mathbf{C}^{-1} = \mathbf{C}^2 - I_1 \mathbf{C} + I_2 \mathbf{I}$. This, in particular, implies that $I_2 = \frac{1}{2} (I_1^2 - \text{tr } \mathbf{C}^2)$.

In terms of the principal invariants one writes

$$\mathbf{S} = 2 \frac{d\hat{\Psi}}{d\mathbf{C}^b} = \sum_{j=1}^3 2\bar{\Psi}_j \frac{\partial I_j}{\partial \mathbf{C}^b} + \mathbf{F}^{-1} \left[\sum_{j=1}^3 2\tilde{\Psi}_j \frac{\partial \tilde{I}_j}{\partial \mathbf{C}^b} \right] \mathbf{F}^{-*}, \quad (4.18)$$

where

$$\bar{\Psi}_j = \bar{\Psi}_j(X, I_1, I_2, I_3) := \frac{\partial \bar{\Psi}}{\partial I_j}, \quad \tilde{\Psi}_j = \tilde{\Psi}_j(X, \tilde{I}_1, \tilde{I}_2, \tilde{I}_3) := \frac{\partial \tilde{\Psi}}{\partial \tilde{I}_j}, \quad j = 1, 2, 3. \quad (4.19)$$

Therefore²⁵

$$\begin{aligned} \mathbf{S} &= 2\bar{\Psi}_1 \mathbf{G}^\sharp + 2\bar{\Psi}_2 (I_2 \mathbf{C}^{-\sharp} - I_3 \mathbf{C}^{-2\sharp}) + 2\bar{\Psi}_3 I_3 \mathbf{C}^{-\sharp} \\ &\quad + \mathbf{F}^{-1} \left[2\tilde{\Psi}_1 \mathbf{G}^\sharp + 2\tilde{\Psi}_2 (\tilde{I}_2 \mathbf{C}^{-\sharp} - \tilde{I}_3 \mathbf{C}^{-2\sharp}) + 2\tilde{\Psi}_3 \tilde{I}_3 \mathbf{C}^{-\sharp} \right] \mathbf{F}^{-*}. \end{aligned} \quad (4.20)$$

Note that $\mathbf{F}^{-1} \mathbf{G}^\sharp \mathbf{F}^{-*} = \mathbf{F}^* \mathbf{G}^\sharp$, $\mathbf{F}^{-1} \mathbf{C}^{-\sharp} \mathbf{F}^{-*} = \mathbf{F}^* \mathbf{C}^{-\sharp}$, and $\mathbf{F}^{-1} \mathbf{C}^{-2\sharp} \mathbf{F}^{-*} = \mathbf{F}^* \mathbf{C}^{-2\sharp}$. Thus

$$\begin{aligned} \mathbf{S} &= 2\bar{\Psi}_1 \mathbf{G}^\sharp + 2\bar{\Psi}_2 (I_2 \mathbf{C}^{-\sharp} - I_3 \mathbf{C}^{-2\sharp}) + 2\bar{\Psi}_3 I_3 \mathbf{C}^{-\sharp} \\ &\quad + 2\tilde{\Psi}_1 \mathbf{F}^* \mathbf{G}^\sharp + 2\tilde{\Psi}_2 \mathbf{F}^* (\tilde{I}_2 \mathbf{C}^{-\sharp} - \tilde{I}_3 \mathbf{C}^{-2\sharp}) + 2\tilde{\Psi}_3 \tilde{I}_3 \mathbf{F}^* \mathbf{C}^{-\sharp}. \end{aligned} \quad (4.21)$$

The Cauchy stress is related to the second Piola-Kirchhoff stress as $\boldsymbol{\sigma} = \frac{1}{\sqrt{I_3}} \mathbf{F} \mathbf{S} \mathbf{F}^*$. Recall that $\mathbf{F} \mathbf{G}^\sharp \mathbf{F}^* = \varphi_* \mathbf{G}^\sharp = \mathbf{b}^\sharp$, $\mathbf{F} \mathbf{C}^{-\sharp} \mathbf{F}^* = \mathbf{F} \mathbf{C}^{-1} \mathbf{G}^\sharp \mathbf{F}^* = \mathbf{F} (\mathbf{F}^{-1} \mathbf{F}^{-\top}) \mathbf{F}^\top \mathbf{g}^\sharp = \mathbf{g}^\sharp$, and

$$\mathbf{F} \mathbf{C}^{-2\sharp} \mathbf{F}^* = \mathbf{F} \mathbf{C}^{-1} \mathbf{C}^{-1} \mathbf{G}^\sharp \mathbf{F}^* = \mathbf{F} (\mathbf{F}^{-1} \mathbf{F}^{-\top}) (\mathbf{F}^\top \mathbf{g}^\sharp) = \mathbf{F}^{-\top} \mathbf{F}^{-1} \mathbf{g}^\sharp = \mathbf{c}^\sharp. \quad (4.22)$$

Thus

$$\begin{aligned} \boldsymbol{\sigma} &= \frac{2}{\sqrt{I_3}} [(I_2 \bar{\Psi}_2 + I_3 \bar{\Psi}_3) \mathbf{g}^\sharp + \bar{\Psi}_1 \mathbf{b}^\sharp - I_3 \bar{\Psi}_2 \mathbf{c}^\sharp] \\ &\quad + \frac{2}{\sqrt{I_3}} \mathbf{F} [\tilde{\Psi}_1 \mathbf{G}^\sharp + (\tilde{I}_2 \tilde{\Psi}_2 + \tilde{I}_3 \tilde{\Psi}_3) \mathbf{C}^{-\sharp} - \tilde{I}_3 \tilde{\Psi}_2 \mathbf{C}^{-2\sharp}] \mathbf{F}^* \\ &= \frac{2}{\sqrt{I_3}} [(I_2 \bar{\Psi}_2 + I_3 \bar{\Psi}_3 + \tilde{I}_2 \tilde{\Psi}_2 + \tilde{I}_3 \tilde{\Psi}_3) \mathbf{g}^\sharp + \bar{\Psi}_1 \mathbf{b}^\sharp + \tilde{\Psi}_1 \mathbf{b}^\sharp - I_3 \bar{\Psi}_2 \mathbf{c}^\sharp - \tilde{I}_3 \tilde{\Psi}_2 \mathbf{c}^\sharp]. \end{aligned} \quad (4.23)$$

For an incompressible isotropic solid $I_3 = \tilde{I}_3 = 1$, and hence

$$\boldsymbol{\sigma} = -p \mathbf{g}^\sharp + 2\bar{\Psi}_1 \mathbf{b}^\sharp + 2\tilde{\Psi}_1 \mathbf{b}^\sharp - 2\bar{\Psi}_2 \mathbf{c}^\sharp - 2\tilde{\Psi}_2 \mathbf{c}^\sharp, \quad (4.24)$$

where p is the Lagrange multiplier associated with the incompressibility constraint $J = \sqrt{I_3} = 1$.

Dissipation potential. For an isotropic viscoelastic solid, the dissipation potential must be invariant under the orthogonal group, i.e.,

$$\phi(X, \mathbf{F} \mathbf{K}, \mathbf{K}^{-1} \mathbf{F} \mathbf{K}, \mathbf{K}^{-1} \dot{\mathbf{F}} \mathbf{K}, \mathbf{G}, \mathbf{g}) = \phi(X, \mathbf{F}, \mathbf{F}, \dot{\mathbf{F}}, \mathbf{G}, \mathbf{g}), \quad \forall \mathbf{K} \in \text{Orth}(\mathbf{G}), \quad (4.25)$$

for all deformation gradients \mathbf{F} and viscous deformation gradients $\dot{\mathbf{F}}$. Notice that even for an isotropic viscoelastic solid, the dependence of ϕ on \mathbf{F} and $\dot{\mathbf{F}}$ cannot always be reduced to a dependence on the symmetric tensors \mathbf{C}^b and $\dot{\mathbf{C}}^b$. Let λ_i^2 ($i = 1, 2, 3$) be the eigenvalues of the symmetric tensor \mathbf{C}^\sharp . Let us denote the corresponding unit eigenvectors by \mathbf{W}_i ($i = 1, 2, 3$). Thus, $\mathbf{C}^\sharp = \lambda_1^2 \mathbf{W}_1 \otimes \mathbf{W}_1 + \lambda_2^2 \mathbf{W}_2 \otimes \mathbf{W}_2 + \lambda_3^2 \mathbf{W}_3 \otimes \mathbf{W}_3$. The dissipation potential will be a functional of I_1, I_2, I_3 , and the following 18 spectral invariants [Shariff, 2022]:

$$F_{ij} = \langle \mathbf{W}_i, \mathbf{F} \mathbf{W}_j \rangle_{\mathbf{G}}, \quad \tilde{F}_{ij} = \langle \mathbf{W}_i, \dot{\mathbf{F}} \mathbf{W}_j \rangle_{\mathbf{G}}, \quad i, j = 1, 2, 3, \quad (4.26)$$

i.e., $\hat{\phi} = \bar{\phi}(I_1, I_2, I_3, F_{11}, F_{12}, \dots, F_{33}, \tilde{F}_{11}, \tilde{F}_{12}, \dots, \tilde{F}_{33})$.²⁶

²⁵See Appendix B for the derivatives of the principal invariants of \mathbf{C} and $\dot{\mathbf{C}}$.

²⁶This functional form essentially means that, even in the isotropic case, while the dissipation potential depends only on the three principal invariants of the right Cauchy-Green deformation tensor instead of its 6 components, there is no reduction in its dependence on the non-symmetric tensors \mathbf{F} and $\dot{\mathbf{F}}$; it still depends on all their 18 components. Note, however, that when these components are written with respect to the eigenbasis $\{\mathbf{W}_1, \mathbf{W}_2, \mathbf{W}_3\}$, they are invariant under the orthogonal group.

Remark 4.2. If one assumes that the dissipation potential has the functional form $\phi(X, \overset{v}{\mathbf{F}}, \overset{v}{\dot{\mathbf{F}}}, \mathbf{G})$, then for an isotropic solid, ϕ is an isotropic functional of two non-symmetric material tensors $\overset{v}{\mathbf{F}}$ and $\overset{v}{\dot{\mathbf{F}}}$. Let μ_i ($i = 1, 2, 3$) be the eigenvalues of the symmetric tensor $\overset{c}{\mathbf{C}}^\#$, where $\overset{c}{\mathbf{C}} = \overset{v}{\mathbf{F}}^\top \overset{v}{\mathbf{F}}$. Let us denote the corresponding eigenvectors by \mathbf{U}_i ($i = 1, 2, 3$). Thus, $\overset{c}{\mathbf{C}}^\# = \mu_1 \mathbf{U}_1 \otimes \mathbf{U}_1 + \mu_2 \mathbf{U}_2 \otimes \mathbf{U}_2 + \mu_3 \mathbf{U}_3 \otimes \mathbf{U}_3$. The dissipation potential will be a functional of the following 18 spectral invariants [Shariff, 2022]:

$$F_{ij} = \langle \mathbf{U}_i, \overset{v}{\mathbf{F}} \mathbf{U}_j \rangle_{\mathbf{G}}, \quad \tilde{F}_{ij} = \langle \mathbf{U}_i, \overset{v}{\dot{\mathbf{F}}} \mathbf{U}_j \rangle_{\mathbf{G}}, \quad i, j = 1, 2, 3, \quad (4.27)$$

i.e., $\phi = \tilde{\phi}(F_{11}, F_{12}, \dots, F_{33}, \tilde{F}_{11}, \tilde{F}_{12}, \dots, \tilde{F}_{33})$.

Kinetic equation. Following (B.14), one may write

$$\frac{\partial \Psi}{\partial \overset{c}{\mathbf{C}}^b} = \frac{\partial \Psi_{\text{NEQ}}}{\partial \overset{c}{\mathbf{C}}^b} = \tilde{\Psi}_1 \frac{\partial \overset{c}{I}_1}{\partial \overset{c}{\mathbf{C}}^b} + \tilde{\Psi}_2 \frac{\partial \overset{c}{I}_2}{\partial \overset{c}{\mathbf{C}}^b} + \tilde{\Psi}_3 \frac{\partial \overset{c}{I}_3}{\partial \overset{c}{\mathbf{C}}^b} = \tilde{\Psi}_1 \mathbf{G}^\# + \tilde{\Psi}_2 \left(\overset{c}{I}_2 \overset{c}{\mathbf{C}}^{-\#} - \overset{c}{I}_3 \overset{c}{\mathbf{C}}^{-2\#} \right) + \tilde{\Psi}_3 \overset{c}{I}_3 \overset{c}{\mathbf{C}}^{-\#}. \quad (4.28)$$

Hence, it follows from (3.7) that the kinetic equation for compressible isotropic viscoelastic solids reads²⁷

$$\frac{\partial \phi}{\partial \overset{v}{\mathbf{F}}} - 2\tilde{\Psi}_1 \overset{c}{\mathbf{C}}^b \mathbf{G}^\# \overset{v}{\mathbf{F}}^{-\star} - 2\tilde{\Psi}_2 \left[\overset{c}{I}_2 \mathbf{I} - \overset{c}{I}_3 \mathbf{G} \overset{c}{\mathbf{C}}^{-\#} \right] \overset{v}{\mathbf{F}}^{-\star} - 2\tilde{\Psi}_3 \overset{c}{I}_3 \overset{v}{\mathbf{F}}^{-\star} = \mathbf{0}; \quad (4.30)$$

and in the case of incompressible isotropic viscoelastic solids, the kinetic equation (3.11) is written as

$$\frac{\partial \phi}{\partial \overset{v}{\mathbf{F}}} - 2\tilde{\Psi}_1 \overset{c}{\mathbf{C}}^b \mathbf{G}^\# \overset{v}{\mathbf{F}}^{-\star} - 2\tilde{\Psi}_2 \left[\overset{c}{I}_2 \mathbf{I} - \mathbf{G} \overset{c}{\mathbf{C}}^{-\#} \right] \overset{v}{\mathbf{F}}^{-\star} = q \overset{v}{\mathbf{F}}^{-\star}. \quad (4.31)$$

4.2.3 Transversely isotropic solids

A transversely isotropic solid at a material point $X \in \mathcal{B}$ has a material preferred direction that is specified by a unit vector $\mathbf{N}(X)$, which is normal to the plane of isotropy at that point.

Stress constitutive relation. The equilibrium and non-equilibrium free energies become isotropic functionals of their arguments when the structural tensor $\mathbf{A} = \mathbf{N} \otimes \mathbf{N}$ is added to the list of their arguments [Doyle and Ericksen, 1956; Spencer, 1982; Lu and Papadopoulos, 2000].²⁸ Equivalently,

$$\Psi_{\text{EQ}} = \bar{\Psi}(X, I_1, I_2, I_3, I_4, I_5), \quad \Psi_{\text{NEQ}} = \tilde{\Psi}(X, \overset{c}{I}_1, \overset{c}{I}_2, \overset{c}{I}_3, \overset{c}{I}_4, \overset{c}{I}_5), \quad (4.32)$$

where

$$\begin{aligned} I_1 &= \text{tr } \mathbf{C} = C^A{}_A, & I_2 &= \det \mathbf{C} \text{ tr } \mathbf{C}^{-1} = \det(C^A{}_B)(C^{-1})^D{}_D, & I_3 &= \det \mathbf{C} = \det(C^A{}_B), \\ I_4 &= \mathbf{N} \cdot \mathbf{C} \cdot \mathbf{N} = N^A N^B C_{AB}, & I_5 &= \mathbf{N} \cdot \mathbf{C}^2 \cdot \mathbf{N} = N^A N^B C_{BM} C^M{}_A, \end{aligned} \quad (4.33)$$

and

$$\begin{aligned} \overset{c}{I}_1 &= \text{tr } \overset{c}{\mathbf{C}} = \overset{c}{C}^A{}_A, & \overset{c}{I}_2 &= \det \overset{c}{\mathbf{C}} \text{ tr } \overset{c}{\mathbf{C}}^{-1} = \det(\overset{c}{C}^A{}_B)(\overset{c}{C}^{-1})^D{}_D, & \overset{c}{I}_3 &= \det \overset{c}{\mathbf{C}} = \det(\overset{c}{C}^A{}_B), \\ \overset{c}{I}_4 &= \mathbf{N} \cdot \overset{c}{\mathbf{C}} \cdot \mathbf{N} = N^A N^B \overset{c}{C}_{AB}, & \overset{c}{I}_5 &= \mathbf{N} \cdot \overset{c}{\mathbf{C}}^2 \cdot \mathbf{N} = N^A N^B \overset{c}{C}_{BM} \overset{c}{C}^M{}_A. \end{aligned} \quad (4.34)$$

Note that for the extra invariants

$$\frac{\partial I_4}{\partial \mathbf{C}^b} = \mathbf{N} \otimes \mathbf{N}, \quad \frac{\partial I_5}{\partial \mathbf{C}^b} = \mathbf{N} \otimes (\mathbf{G}^\# \mathbf{C}^b \mathbf{N}) + (\mathbf{G}^\# \mathbf{C}^b \mathbf{N}) \otimes \mathbf{N}, \quad (4.35)$$

²⁷Similarly to what was observed earlier in Footnote 24, the Cayley-Hamilton theorem for $\overset{c}{\mathbf{C}}$ tells us that $\overset{c}{I}_2 \mathbf{I} - \overset{c}{I}_3 \overset{c}{\mathbf{C}}^{-1} = \overset{c}{I}_1 \overset{c}{\mathbf{C}} - \overset{c}{\mathbf{C}}^2$, which then changes the kinetic equation to the following equivalent form

$$\frac{\partial \phi}{\partial \overset{v}{\mathbf{F}}} - 2\tilde{\Psi}_1 \overset{c}{\mathbf{C}}^b \mathbf{G}^\# \overset{v}{\mathbf{F}}^{-\star} + 2\tilde{\Psi}_2 \left[\overset{c}{\mathbf{C}}^{2b} - \overset{c}{I}_1 \overset{c}{\mathbf{C}}^b \right] \mathbf{G}^\# \overset{v}{\mathbf{F}}^{-\star} - 2\tilde{\Psi}_3 \overset{c}{I}_3 \overset{v}{\mathbf{F}}^{-\star} = \mathbf{0}. \quad (4.29)$$

²⁸The functionals $\Psi_{\text{EQ}}(X, \Theta, \mathbf{F}, \mathbf{A}, \mathbf{G})$, $\Psi_{\text{NEQ}}(X, \Theta, \overset{c}{\mathbf{F}}, \mathbf{A}, \mathbf{G})$, and $\Psi(X, \Theta, \mathbf{F}, \overset{c}{\mathbf{F}}, \mathbf{A}, \mathbf{G}, \mathbf{g})$ are isotropic.

and

$$\frac{\partial \overset{\varepsilon}{I}_4}{\partial \overset{\varepsilon}{\mathbf{C}}^b} = \mathbf{N} \otimes \mathbf{N}, \quad \frac{\partial \overset{\varepsilon}{I}_5}{\partial \overset{\varepsilon}{\mathbf{C}}^b} = \mathbf{N} \otimes (\mathbf{G}^\# \overset{\varepsilon}{\mathbf{C}}^b \mathbf{N}) + (\mathbf{G}^\# \overset{\varepsilon}{\mathbf{C}}^b \mathbf{N}) \otimes \mathbf{N}. \quad (4.36)$$

The second Piola-Kirchhoff stress has the following representation

$$\mathbf{S} = 2 \frac{\partial \tilde{\Psi}}{\partial \overset{\varepsilon}{\mathbf{C}}^b} = \sum_{j=1}^5 2 \tilde{\Psi}_j \frac{\partial I_j}{\partial \overset{\varepsilon}{\mathbf{C}}^b} + \overset{\mathbf{v}}{\mathbf{F}}^{-1} \left[\sum_{j=1}^5 2 \tilde{\Psi}_j \frac{\partial \overset{\varepsilon}{I}_j}{\partial \overset{\varepsilon}{\mathbf{C}}^b} \right] \overset{\mathbf{v}}{\mathbf{F}}^{-\star}, \quad (4.37)$$

where

$$\bar{\Psi}_j = \bar{\Psi}_j(X, I_1, I_2, I_3, I_4, I_5) := \frac{\partial \bar{\Psi}}{\partial I_j}, \quad \tilde{\Psi}_j = \tilde{\Psi}_j(X, \overset{\varepsilon}{I}_1, \overset{\varepsilon}{I}_2, \overset{\varepsilon}{I}_3, \overset{\varepsilon}{I}_4, \overset{\varepsilon}{I}_5) := \frac{\partial \tilde{\Psi}}{\partial \overset{\varepsilon}{I}_j}, \quad j = 1, \dots, 5. \quad (4.38)$$

Thus

$$\begin{aligned} \mathbf{S} &= 2 \bar{\Psi}_1 \mathbf{G}^\# + 2 \bar{\Psi}_2 (I_2 \mathbf{C}^{-\#} - I_3 \mathbf{C}^{-2\#}) + 2 \bar{\Psi}_3 I_3 \mathbf{C}^{-\#} + 2 \bar{\Psi}_4 \mathbf{N} \otimes \mathbf{N} + 2 \bar{\Psi}_5 [\mathbf{N} \otimes (\mathbf{G}^\# \mathbf{C}^b \mathbf{N}) + (\mathbf{G}^\# \mathbf{C}^b \mathbf{N}) \otimes \mathbf{N}] \\ &\quad + 2 \tilde{\Psi}_1 \overset{\mathbf{v}}{\mathbf{F}}^* \mathbf{G}^\# + 2 \tilde{\Psi}_2 (\overset{\varepsilon}{I}_2 \overset{\mathbf{v}}{\mathbf{F}}^* \overset{\varepsilon}{\mathbf{C}}^{-\#} - \overset{\varepsilon}{I}_3 \overset{\mathbf{v}}{\mathbf{F}}^* \overset{\varepsilon}{\mathbf{C}}^{-2\#}) + 2 \tilde{\Psi}_3 \overset{\varepsilon}{I}_3 \overset{\mathbf{v}}{\mathbf{F}}^* \overset{\varepsilon}{\mathbf{C}}^{-\#} + 2 \tilde{\Psi}_4 \overset{\mathbf{v}}{\mathbf{F}}^{-1} [\mathbf{N} \otimes \mathbf{N}] \overset{\mathbf{v}}{\mathbf{F}}^{-\star} \\ &\quad + 2 \tilde{\Psi}_5 \overset{\mathbf{v}}{\mathbf{F}}^{-1} [\mathbf{N} \otimes (\mathbf{G}^\# \overset{\varepsilon}{\mathbf{C}}^b \mathbf{N}) + (\mathbf{G}^\# \overset{\varepsilon}{\mathbf{C}}^b \mathbf{N}) \otimes \mathbf{N}] \overset{\mathbf{v}}{\mathbf{F}}^{-\star} \\ &= 2 \bar{\Psi}_1 \mathbf{G}^\# + 2 \bar{\Psi}_2 (I_2 \mathbf{C}^{-\#} - I_3 \mathbf{C}^{-2\#}) + 2 \bar{\Psi}_3 I_3 \mathbf{C}^{-\#} + 2 \bar{\Psi}_4 \mathbf{N} \otimes \mathbf{N} + 2 \bar{\Psi}_5 [\mathbf{N} \otimes (\mathbf{G}^\# \mathbf{C}^b \mathbf{N}) + (\mathbf{G}^\# \mathbf{C}^b \mathbf{N}) \otimes \mathbf{N}] \\ &\quad + 2 \tilde{\Psi}_1 \overset{\mathbf{v}}{\mathbf{F}}^* \mathbf{G}^\# + 2 \tilde{\Psi}_2 (\overset{\varepsilon}{I}_2 \overset{\mathbf{v}}{\mathbf{F}}^* \overset{\varepsilon}{\mathbf{C}}^{-\#} - \overset{\varepsilon}{I}_3 \overset{\mathbf{v}}{\mathbf{F}}^* \overset{\varepsilon}{\mathbf{C}}^{-2\#}) + 2 \tilde{\Psi}_3 \overset{\varepsilon}{I}_3 \overset{\mathbf{v}}{\mathbf{F}}^* \overset{\varepsilon}{\mathbf{C}}^{-\#} + 2 \tilde{\Psi}_4 (\overset{\mathbf{v}}{\mathbf{F}}^{-1} \mathbf{N}) \otimes (\overset{\mathbf{v}}{\mathbf{F}}^{-1} \mathbf{N}) \\ &\quad + 2 \tilde{\Psi}_5 [(\overset{\mathbf{v}}{\mathbf{F}}^{-1} \mathbf{N}) \otimes (\overset{\mathbf{v}}{\mathbf{F}}^{-1} \mathbf{G}^\# \overset{\varepsilon}{\mathbf{C}}^b \mathbf{N}) + (\overset{\mathbf{v}}{\mathbf{F}}^{-1} \mathbf{G}^\# \overset{\varepsilon}{\mathbf{C}}^b \mathbf{N}) \otimes (\overset{\mathbf{v}}{\mathbf{F}}^{-1} \mathbf{N})]. \end{aligned} \quad (4.39)$$

Note that $\mathbf{F} [\mathbf{N} \otimes (\mathbf{G}^\# \mathbf{C}^b \mathbf{N}) + (\mathbf{G}^\# \mathbf{C}^b \mathbf{N}) \otimes \mathbf{N}] \mathbf{F}^\star = \mathbf{n} \otimes \mathbf{F}(\mathbf{G}^\# \mathbf{C}^b \mathbf{N}) + \mathbf{F}(\mathbf{G}^\# \mathbf{C}^b \mathbf{N}) \otimes \mathbf{n}$. Also notice that

$$\mathbf{F}(\mathbf{G}^\# \mathbf{C}^b \mathbf{N}) = \mathbf{F} \mathbf{G}^\# \mathbf{F}^\star \mathbf{g} \mathbf{F} \mathbf{N} = (\mathbf{F} \mathbf{G}^\# \mathbf{F}^\star) \mathbf{g} \mathbf{n} = \mathbf{b}^\# \mathbf{g} \mathbf{n}. \quad (4.40)$$

Similarly

$$\overset{\varepsilon}{\mathbf{F}}(\mathbf{G}^\# \overset{\varepsilon}{\mathbf{C}}^b \mathbf{N}) = \overset{\varepsilon}{\mathbf{b}}^\# \mathbf{g} \overset{\varepsilon}{\mathbf{n}}, \quad (4.41)$$

where $\overset{\varepsilon}{\mathbf{n}} = \overset{\varepsilon}{\mathbf{F}} \mathbf{N}$. The Cauchy stress has the following representation

$$\begin{aligned} \boldsymbol{\sigma} &= \frac{2}{\sqrt{I_3}} \left\{ (I_2 \bar{\Psi}_2 + I_3 \bar{\Psi}_3 + \overset{\varepsilon}{I}_2 \tilde{\Psi}_2 + \overset{\varepsilon}{I}_3 \tilde{\Psi}_3) \mathbf{g}^\# + \bar{\Psi}_1 \mathbf{b}^\# + \tilde{\Psi}_1 \overset{\varepsilon}{\mathbf{b}}^\# - I_3 \bar{\Psi}_2 \mathbf{c}^\# - \overset{\varepsilon}{I}_3 \tilde{\Psi}_2 \overset{\varepsilon}{\mathbf{c}}^\# \right. \\ &\quad \left. + \bar{\Psi}_4 \mathbf{n} \otimes \mathbf{n} + \bar{\Psi}_5 [\mathbf{n} \otimes (\mathbf{b}^\# \mathbf{g} \mathbf{n}) + (\mathbf{b}^\# \mathbf{g} \mathbf{n}) \otimes \mathbf{n}] + \tilde{\Psi}_4 \overset{\varepsilon}{\mathbf{n}} \otimes \overset{\varepsilon}{\mathbf{n}} + \tilde{\Psi}_5 [\overset{\varepsilon}{\mathbf{n}} \otimes (\overset{\varepsilon}{\mathbf{b}}^\# \mathbf{g} \overset{\varepsilon}{\mathbf{n}}) + (\overset{\varepsilon}{\mathbf{b}}^\# \mathbf{g} \overset{\varepsilon}{\mathbf{n}}) \otimes \overset{\varepsilon}{\mathbf{n}}] \right\}. \end{aligned} \quad (4.42)$$

For an incompressible isotropic solid $I_3 = \overset{\varepsilon}{I}_3 = 1$, and hence

$$\begin{aligned} \boldsymbol{\sigma} &= -p \mathbf{g}^\# + 2 \bar{\Psi}_1 \mathbf{b}^\# + 2 \tilde{\Psi}_1 \overset{\varepsilon}{\mathbf{b}}^\# - 2 \bar{\Psi}_2 \mathbf{c}^\# - 2 \tilde{\Psi}_2 \overset{\varepsilon}{\mathbf{c}}^\# + 2 \bar{\Psi}_4 \mathbf{n} \otimes \mathbf{n} + 2 \bar{\Psi}_5 [\mathbf{n} \otimes (\mathbf{b}^\# \mathbf{g} \mathbf{n}) + (\mathbf{b}^\# \mathbf{g} \mathbf{n}) \otimes \mathbf{n}] \\ &\quad + 2 \tilde{\Psi}_4 \overset{\varepsilon}{\mathbf{n}} \otimes \overset{\varepsilon}{\mathbf{n}} + 2 \tilde{\Psi}_5 [\overset{\varepsilon}{\mathbf{n}} \otimes (\overset{\varepsilon}{\mathbf{b}}^\# \mathbf{g} \overset{\varepsilon}{\mathbf{n}}) + (\overset{\varepsilon}{\mathbf{b}}^\# \mathbf{g} \overset{\varepsilon}{\mathbf{n}}) \otimes \overset{\varepsilon}{\mathbf{n}}], \end{aligned} \quad (4.43)$$

where p is the Lagrange multiplier associated with the incompressibility constraint $J = \sqrt{I_3} = 1$.

Dissipation potential. For a transversely isotropic viscoelastic solid, when the structural tensor $\mathbf{A} = \mathbf{N} \otimes \mathbf{N}$ is added to the list of the arguments of the dissipation potential ϕ , it becomes an isotropic functional of its arguments $\phi = \hat{\phi}(X, \mathbf{C}^b, \overset{\mathbf{v}}{\mathbf{F}}, \overset{\varepsilon}{\mathbf{F}}, \mathbf{A}, \mathbf{G}, \mathbf{g})$. Although one may not use the standard representation theorem as for the free energy functionals, the dissipation potential will be a functional of some standard invariants and a set of spectral invariants, similarly to the dissipation potential of isotropic viscoelastic solids.

Kinetic equation. Following (B.14) and (4.36), one may write

$$\begin{aligned} \frac{\partial \Psi}{\partial \mathbf{C}^b} &= \frac{\partial \Psi_{\text{NEQ}}}{\partial \mathbf{C}^b} = \tilde{\Psi}_1 \frac{\partial \mathring{I}_1}{\partial \mathbf{C}^b} + \tilde{\Psi}_2 \frac{\partial \mathring{I}_2}{\partial \mathbf{C}^b} + \tilde{\Psi}_3 \frac{\partial \mathring{I}_3}{\partial \mathbf{C}^b} + \tilde{\Psi}_4 \frac{\partial \mathring{I}_4}{\partial \mathbf{C}^b} + \tilde{\Psi}_5 \frac{\partial \mathring{I}_5}{\partial \mathbf{C}^b} \\ &= \tilde{\Psi}_1 \mathbf{G}^\sharp + \tilde{\Psi}_2 \left(\mathring{I}_2 \mathbf{C}^{-\sharp} - \mathring{I}_3 \mathbf{C}^{-2\sharp} \right) + \tilde{\Psi}_3 \mathring{I}_3 \mathbf{C}^{-\sharp} + \tilde{\Psi}_4 \mathbf{N} \otimes \mathbf{N} + \tilde{\Psi}_5 (\mathbf{N} \otimes (\mathring{\mathbf{C}} \mathbf{N}) + (\mathring{\mathbf{C}} \mathbf{N}) \otimes \mathbf{N}). \end{aligned} \quad (4.44)$$

Hence, it follows from (3.7) that the kinetic equation for compressible transversely isotropic viscoelastic solids reads

$$\begin{aligned} \frac{\partial \phi}{\partial \mathbf{F}} &- 2\tilde{\Psi}_1 \mathring{\mathbf{C}}^b \mathbf{G}^\sharp \mathbf{F}^{-\star} - 2\tilde{\Psi}_2 \left[\mathring{I}_2 \mathbf{I} - \mathring{I}_3 \mathbf{G} \mathring{\mathbf{C}}^{-\sharp} \right] \mathbf{F}^{-\star} - 2\mathring{I}_3 \tilde{\Psi}_3 \mathbf{F}^{-\star} \\ &- 2\tilde{\Psi}_4 \mathring{\mathbf{C}}^b \mathbf{N} \otimes \mathbf{F}^{-1} \mathbf{N} - 2\tilde{\Psi}_5 \left[\mathring{\mathbf{C}}^b \mathbf{N} \otimes (\mathbf{F}^{-1} \mathring{\mathbf{C}} \mathbf{N}) + (\mathbf{G} \mathring{\mathbf{C}}^2 \mathbf{N}) \otimes \mathbf{F}^{-1} \mathbf{N} \right] = \mathbf{0}; \end{aligned} \quad (4.45)$$

and in the case of incompressible transversely isotropic viscoelastic solids, the kinetic equation (3.11) is written as

$$\begin{aligned} \frac{\partial \phi}{\partial \mathbf{F}} &- 2\tilde{\Psi}_1 \mathring{\mathbf{C}}^b \mathbf{G}^\sharp \mathbf{F}^{-\star} - 2\tilde{\Psi}_2 \left[\mathring{I}_2 \mathbf{I} - \mathbf{G} \mathring{\mathbf{C}}^{-\sharp} \right] \mathbf{F}^{-\star} - 2\tilde{\Psi}_4 \mathring{\mathbf{C}}^b \mathbf{N} \otimes \mathbf{F}^{-1} \mathbf{N} \\ &- 2\tilde{\Psi}_5 \left[\mathring{\mathbf{C}}^b \mathbf{N} \otimes (\mathbf{F}^{-1} \mathring{\mathbf{C}} \mathbf{N}) + (\mathbf{G} \mathring{\mathbf{C}}^2 \mathbf{N}) \otimes \mathbf{F}^{-1} \mathbf{N} \right] = q \mathbf{F}^{-\star}. \end{aligned} \quad (4.46)$$

4.2.4 Orthotropic solids

An orthotropic solid at a material point $X \in \mathcal{B}$ has reflection symmetry with respect to three mutually perpendicular planes with \mathbf{G} -orthonormal vectors $\mathbf{N}_1(X)$, $\mathbf{N}_2(X)$, and $\mathbf{N}_3(X)$, i.e., $\langle \mathbf{N}_i(X), \mathbf{N}_j(X) \rangle_{\mathbf{G}} = \delta_{ij}$. A choice for structural tensors is the set $\mathbf{\Lambda} = \{\mathbf{A}_1 = \mathbf{N}_1 \otimes \mathbf{N}_1, \mathbf{A}_2 = \mathbf{N}_2 \otimes \mathbf{N}_2, \mathbf{A}_3 = \mathbf{N}_3 \otimes \mathbf{N}_3\}$. However, $\mathbf{A}_1 + \mathbf{A}_2 + \mathbf{A}_3 = \mathbf{I}$, and hence only two of them are independent.

Stress constitutive equations. One can take \mathbf{A}_1 and \mathbf{A}_2 to be the independent structural tensors of the set $\mathbf{\Lambda}$. When these two tensors are added to the list of the arguments of the equilibrium and non-equilibrium free energies, they become isotropic functionals of their arguments.²⁹ This is equivalent to the free energy functions each depending on seven invariants:

$$\Psi_{\text{EQ}} = \bar{\Psi}(X, I_1, I_2, I_3, I_4, I_5, I_6, I_7), \quad \Psi_{\text{NEQ}} = \tilde{\Psi}(X, \mathring{I}_1, \mathring{I}_2, \mathring{I}_3, \mathring{I}_4, \mathring{I}_5, \mathring{I}_6, \mathring{I}_7), \quad (4.47)$$

where

$$\begin{aligned} I_1 &= \text{tr } \mathbf{C}, & I_2 &= \det \mathbf{C} \text{tr } \mathbf{C}^{-1}, & I_3 &= \det \mathbf{C}, \\ I_4 &= \mathbf{N}_1 \cdot \mathbf{C} \cdot \mathbf{N}_1, & I_5 &= \mathbf{N}_1 \cdot \mathbf{C}^2 \cdot \mathbf{N}_1, \\ I_6 &= \mathbf{N}_2 \cdot \mathbf{C} \cdot \mathbf{N}_2, & I_7 &= \mathbf{N}_2 \cdot \mathbf{C}^2 \cdot \mathbf{N}_2, \end{aligned} \quad (4.48)$$

and

$$\begin{aligned} \mathring{I}_1 &= \text{tr } \mathring{\mathbf{C}}, & \mathring{I}_2 &= \det \mathring{\mathbf{C}} \text{tr } \mathring{\mathbf{C}}^{-1}, & \mathring{I}_3 &= \det \mathring{\mathbf{C}}, \\ \mathring{I}_4 &= \mathbf{N}_1 \cdot \mathring{\mathbf{C}} \cdot \mathbf{N}_1, & \mathring{I}_5 &= \mathbf{N}_1 \cdot \mathring{\mathbf{C}}^2 \cdot \mathbf{N}_1, \\ \mathring{I}_6 &= \mathbf{N}_2 \cdot \mathring{\mathbf{C}} \cdot \mathbf{N}_2, & \mathring{I}_7 &= \mathbf{N}_2 \cdot \mathring{\mathbf{C}}^2 \cdot \mathbf{N}_2, \end{aligned} \quad (4.49)$$

The Cauchy stress has the following representation

$$\begin{aligned} \boldsymbol{\sigma} &= \frac{2}{\sqrt{I_3}} \left\{ \left(I_2 \bar{\Psi}_2 + I_3 \bar{\Psi}_3 + \mathring{I}_2 \tilde{\Psi}_2 + \mathring{I}_3 \tilde{\Psi}_3 \right) \mathbf{g}^\sharp + \bar{\Psi}_1 \mathbf{b}^\sharp + \tilde{\Psi}_1 \mathring{\mathbf{b}}^\sharp - I_3 \bar{\Psi}_2 \mathbf{c}^\sharp - \mathring{I}_3 \tilde{\Psi}_2 \mathring{\mathbf{c}}^\sharp \right. \\ &\quad + 2\bar{\Psi}_4 \mathbf{n}_1 \otimes \mathbf{n}_1 + 2\bar{\Psi}_5 \left[\mathbf{n}_1 \otimes (\mathbf{b}^\sharp \mathbf{g} \mathbf{n}_1) + (\mathbf{b}^\sharp \mathbf{g} \mathbf{n}_1) \otimes \mathbf{n}_1 \right] \\ &\quad + 2\bar{\Psi}_6 \mathbf{n}_2 \otimes \mathbf{n}_2 + 2\bar{\Psi}_7 \left[\mathbf{n}_2 \otimes (\mathbf{b}^\sharp \mathbf{g} \mathbf{n}_2) + (\mathbf{b}^\sharp \mathbf{g} \mathbf{n}_2) \otimes \mathbf{n}_2 \right] \\ &\quad + 2\tilde{\Psi}_4 \mathring{\mathbf{n}}_1 \otimes \mathring{\mathbf{n}}_1 + 2\tilde{\Psi}_5 \left[\mathring{\mathbf{n}}_1 \otimes (\mathring{\mathbf{b}}^\sharp \mathbf{g} \mathring{\mathbf{n}}_1) + (\mathring{\mathbf{b}}^\sharp \mathbf{g} \mathring{\mathbf{n}}_1) \otimes \mathring{\mathbf{n}}_1 \right] \\ &\quad \left. + 2\tilde{\Psi}_6 \mathring{\mathbf{n}}_2 \otimes \mathring{\mathbf{n}}_2 + 2\tilde{\Psi}_7 \left[\mathring{\mathbf{n}}_2 \otimes (\mathring{\mathbf{b}}^\sharp \mathbf{g} \mathring{\mathbf{n}}_2) + (\mathring{\mathbf{b}}^\sharp \mathbf{g} \mathring{\mathbf{n}}_2) \otimes \mathring{\mathbf{n}}_2 \right] \right\}, \end{aligned} \quad (4.50)$$

²⁹The functionals $\Psi_{\text{EQ}}(X, \Theta, \mathbf{F}, \mathbf{A}_1, \mathbf{A}_2, \mathbf{G})$, $\Psi_{\text{NEQ}}(X, \Theta, \mathring{\mathbf{F}}, \mathbf{A}_1, \mathbf{A}_2, \mathbf{G})$, and $\Psi(X, \Theta, \mathbf{F}, \mathring{\mathbf{F}}, \mathbf{A}_1, \mathbf{A}_2, \mathbf{G}, \mathbf{g})$ are isotropic.

where $\hat{\mathbf{n}}_1 = \hat{\mathbf{F}}\mathbf{N}_1$, $\hat{\mathbf{n}}_2 = \hat{\mathbf{F}}\mathbf{N}_2$, and

$$\bar{\Psi}_j = \bar{\Psi}_j(X, I_1, I_2, I_3, I_4, I_5, I_6, I_7) := \frac{\partial \bar{\Psi}}{\partial I_j}, \quad \tilde{\Psi}_j = \tilde{\Psi}_j(X, \hat{I}_1, \hat{I}_2, \hat{I}_3, \hat{I}_4, \hat{I}_5, \hat{I}_6, \hat{I}_7) := \frac{\partial \tilde{\Psi}}{\partial \hat{I}_j}, \quad j = 1, \dots, 7. \quad (4.51)$$

For an incompressible isotropic solid $I_3 = \hat{I}_3 = 1$, and hence

$$\begin{aligned} \boldsymbol{\sigma} = & -p \mathbf{g}^\sharp + 2\bar{\Psi}_1 \mathbf{b}^\sharp + 2\tilde{\Psi}_1 \hat{\mathbf{b}}^\sharp - \bar{\Psi}_2 \mathbf{c}^\sharp - 2\tilde{\Psi}_2 \hat{\mathbf{c}}^\sharp \\ & + 2\bar{\Psi}_4 \mathbf{n}_1 \otimes \mathbf{n}_1 + 2\tilde{\Psi}_5 [\mathbf{n}_1 \otimes (\mathbf{b}^\sharp \mathbf{g} \mathbf{n}_1) + (\mathbf{b}^\sharp \mathbf{g} \mathbf{n}_1) \otimes \mathbf{n}_1] \\ & + 2\bar{\Psi}_6 \mathbf{n}_2 \otimes \mathbf{n}_2 + 2\tilde{\Psi}_7 [\mathbf{n}_2 \otimes (\mathbf{b}^\sharp \mathbf{g} \mathbf{n}_2) + (\mathbf{b}^\sharp \mathbf{g} \mathbf{n}_2) \otimes \mathbf{n}_2] \\ & + 2\tilde{\Psi}_4 \hat{\mathbf{n}}_1 \otimes \hat{\mathbf{n}}_1 + 2\tilde{\Psi}_5 [\hat{\mathbf{n}}_1 \otimes (\hat{\mathbf{b}}^\sharp \mathbf{g} \hat{\mathbf{n}}_1) + (\hat{\mathbf{b}}^\sharp \mathbf{g} \hat{\mathbf{n}}_1) \otimes \hat{\mathbf{n}}_1] \\ & + 2\tilde{\Psi}_6 \hat{\mathbf{n}}_2 \otimes \hat{\mathbf{n}}_2 + 2\tilde{\Psi}_7 [\hat{\mathbf{n}}_2 \otimes (\hat{\mathbf{b}}^\sharp \mathbf{g} \hat{\mathbf{n}}_2) + (\hat{\mathbf{b}}^\sharp \mathbf{g} \hat{\mathbf{n}}_2) \otimes \hat{\mathbf{n}}_2], \end{aligned} \quad (4.52)$$

where p is the Lagrange multiplier associated with the incompressibility constraint $J = \sqrt{I_3} = 1$.

Dissipation potential. For an orthotropic viscoelastic solid, two elements of the set of structural tensors \mathbf{A} are added to the list of the arguments of the dissipation potential ϕ and it becomes an isotropic functional of its arguments, e.g., $\phi = \hat{\phi}(X, \mathbf{C}^\flat, \hat{\mathbf{F}}, \hat{\mathbf{F}}, \mathbf{A}_1, \mathbf{A}_2, \mathbf{G}, \mathbf{g})$. Although one may not use the standard representation theorem as for the free energy functionals, the dissipation potential will be a functional of some standard invariants and a set of spectral invariants, similarly to the dissipation potential of the isotropic viscoelastic solids.

Kinetic equation. Following (B.14) and (4.36), one may write

$$\begin{aligned} \frac{\partial \Psi}{\partial \hat{\mathbf{C}}^\flat} &= \frac{\partial \Psi_{\text{NEQ}}}{\partial \hat{\mathbf{C}}^\flat} = \tilde{\Psi}_1 \frac{\partial \hat{I}_1}{\partial \hat{\mathbf{C}}^\flat} + \tilde{\Psi}_2 \frac{\partial \hat{I}_2}{\partial \hat{\mathbf{C}}^\flat} + \tilde{\Psi}_3 \frac{\partial \hat{I}_3}{\partial \hat{\mathbf{C}}^\flat} + \tilde{\Psi}_4 \frac{\partial \hat{I}_4}{\partial \hat{\mathbf{C}}^\flat} + \tilde{\Psi}_5 \frac{\partial \hat{I}_5}{\partial \hat{\mathbf{C}}^\flat} + \tilde{\Psi}_6 \frac{\partial \hat{I}_6}{\partial \hat{\mathbf{C}}^\flat} + \tilde{\Psi}_7 \frac{\partial \hat{I}_7}{\partial \hat{\mathbf{C}}^\flat} \\ &= \tilde{\Psi}_1 \mathbf{G}^\sharp + \tilde{\Psi}_2 (\hat{I}_2 \hat{\mathbf{C}}^{-\sharp} - \hat{I}_3 \hat{\mathbf{C}}^{-2\sharp}) + \tilde{\Psi}_3 \hat{I}_3 \hat{\mathbf{C}}^{-\sharp} + \tilde{\Psi}_4 \mathbf{N}_1 \otimes \mathbf{N}_1 + \tilde{\Psi}_5 (\mathbf{N}_1 \otimes (\hat{\mathbf{C}} \mathbf{N}_1) + (\hat{\mathbf{C}} \mathbf{N}_1) \otimes \mathbf{N}_1) \\ &\quad + \tilde{\Psi}_6 \mathbf{N}_2 \otimes \mathbf{N}_2 + \tilde{\Psi}_7 (\mathbf{N}_2 \otimes (\hat{\mathbf{C}} \mathbf{N}_2) + (\hat{\mathbf{C}} \mathbf{N}_2) \otimes \mathbf{N}_2). \end{aligned} \quad (4.53)$$

Hence, it follows from (3.7) that the kinetic equation for compressible orthotropic viscoelastic solids reads

$$\begin{aligned} \frac{\partial \phi}{\partial \hat{\mathbf{F}}} &- 2\tilde{\Psi}_1 \hat{\mathbf{C}}^\flat \mathbf{G}^\sharp \hat{\mathbf{F}}^{-\star} - 2\tilde{\Psi}_2 [\hat{I}_2 \mathbf{I} - \hat{I}_3 \mathbf{G} \hat{\mathbf{C}}^{-\sharp}] \hat{\mathbf{F}}^{-\star} - 2\hat{I}_3 \tilde{\Psi}_3 \hat{\mathbf{F}}^{-\star} \\ &- 2\tilde{\Psi}_4 \hat{\mathbf{C}}^\flat \mathbf{N}_1 \otimes \hat{\mathbf{F}}^{-1} \mathbf{N}_1 - 2\tilde{\Psi}_5 (\hat{\mathbf{C}}^\flat \mathbf{N}_1 \otimes (\hat{\mathbf{F}}^{-1} \hat{\mathbf{C}} \mathbf{N}_1) + (\mathbf{G} \hat{\mathbf{C}}^2 \mathbf{N}_1) \otimes \hat{\mathbf{F}}^{-1} \mathbf{N}_1) \\ &- 2\tilde{\Psi}_6 \hat{\mathbf{C}}^\flat \mathbf{N}_2 \otimes \hat{\mathbf{F}}^{-1} \mathbf{N}_2 - 2\tilde{\Psi}_7 (\hat{\mathbf{C}}^\flat \mathbf{N}_2 \otimes (\hat{\mathbf{F}}^{-1} \hat{\mathbf{C}} \mathbf{N}_2) + (\mathbf{G} \hat{\mathbf{C}}^2 \mathbf{N}_2) \otimes \hat{\mathbf{F}}^{-1} \mathbf{N}_2) = \mathbf{0}; \end{aligned} \quad (4.54)$$

and in the case of incompressible orthotropic viscoelastic solids, the kinetic equation (3.11) is written as

$$\begin{aligned} \frac{\partial \phi}{\partial \hat{\mathbf{F}}} &- 2\tilde{\Psi}_1 \hat{\mathbf{C}}^\flat \mathbf{G}^\sharp \hat{\mathbf{F}}^{-\star} - 2\tilde{\Psi}_2 [\hat{I}_2 \mathbf{I} - \mathbf{G} \hat{\mathbf{C}}^{-\sharp}] \hat{\mathbf{F}}^{-\star} \\ &- 2\tilde{\Psi}_4 \hat{\mathbf{C}}^\flat \mathbf{N}_1 \otimes \hat{\mathbf{F}}^{-1} \mathbf{N}_1 - 2\tilde{\Psi}_5 (\hat{\mathbf{C}}^\flat \mathbf{N}_1 \otimes (\hat{\mathbf{F}}^{-1} \hat{\mathbf{C}} \mathbf{N}_1) + (\mathbf{G} \hat{\mathbf{C}}^2 \mathbf{N}_1) \otimes \hat{\mathbf{F}}^{-1} \mathbf{N}_1) \\ &- 2\tilde{\Psi}_6 \hat{\mathbf{C}}^\flat \mathbf{N}_2 \otimes \hat{\mathbf{F}}^{-1} \mathbf{N}_2 - 2\tilde{\Psi}_7 (\hat{\mathbf{C}}^\flat \mathbf{N}_2 \otimes (\hat{\mathbf{F}}^{-1} \hat{\mathbf{C}} \mathbf{N}_2) + (\mathbf{G} \hat{\mathbf{C}}^2 \mathbf{N}_2) \otimes \hat{\mathbf{F}}^{-1} \mathbf{N}_2) = q \hat{\mathbf{F}}^{-\star}. \end{aligned} \quad (4.55)$$

4.2.5 Monoclinic solids

A monoclinic solid at a material point $X \in \mathcal{B}$ has three material preferred directions $\{\mathbf{N}_1(X), \mathbf{N}_2(X), \mathbf{N}_3(X)\}$ such that $\mathbf{N}_1 \cdot \mathbf{N}_2 \neq 0$ and \mathbf{N}_3 is normal to the plane of \mathbf{N}_1 and \mathbf{N}_2 [Merodio and Ogden, 2020].

Stress constitutive equations. The equilibrium and non-equilibrium free energies of a monoclinic solid depend on nine invariants [Spencer, 1986]:

$$\Psi_{\text{EQ}} = \bar{\Psi}_{\text{EQ}}(X, I_1, I_2, I_3, I_4, I_5, I_6, I_7, I_8, I_9), \quad \Psi_{\text{NEQ}} = \bar{\Psi}_{\text{NEQ}}(X, \overset{\circ}{I}_1, \overset{\circ}{I}_2, \overset{\circ}{I}_3, \overset{\circ}{I}_4, \overset{\circ}{I}_5, \overset{\circ}{I}_6, \overset{\circ}{I}_7, \overset{\circ}{I}_8, \overset{\circ}{I}_9). \quad (4.56)$$

For each free energy, the first seven invariants are identical to those of orthotropic solids (4.48) and (4.49). The three extra invariants are

$$I_8 = \mathcal{I} \mathbf{N}_1 \cdot \mathbf{C} \cdot \mathbf{N}_2, \quad \overset{\circ}{I}_8 = \mathcal{I} \mathbf{N}_1 \cdot \overset{\circ}{\mathbf{C}} \cdot \mathbf{N}_2, \quad I_9 = \overset{\circ}{I}_9 = \mathcal{I}^2, \quad \mathcal{I} = \mathbf{N}_1 \cdot \mathbf{N}_2. \quad (4.57)$$

Note that

$$\frac{\partial I_8}{\partial \mathbf{C}^b} = \frac{1}{2} \mathcal{I} (\mathbf{N}_1 \otimes \mathbf{N}_2 + \mathbf{N}_2 \otimes \mathbf{N}_1), \quad \frac{\partial I_9}{\partial \mathbf{C}^b} = \mathbf{0}, \quad \frac{\partial \overset{\circ}{I}_8}{\partial \overset{\circ}{\mathbf{C}}^b} = \frac{1}{2} \mathcal{I} (\mathbf{N}_1 \otimes \mathbf{N}_2 + \mathbf{N}_2 \otimes \mathbf{N}_1), \quad \frac{\partial \overset{\circ}{I}_9}{\partial \overset{\circ}{\mathbf{C}}^b} = \mathbf{0}. \quad (4.58)$$

The Cauchy stress has the following representation

$$\begin{aligned} \boldsymbol{\sigma} = \frac{2}{\sqrt{I_3}} \Bigg\{ & \left(I_2 \bar{\Psi}_2 + I_3 \bar{\Psi}_3 + \overset{\circ}{I}_2 \tilde{\Psi}_2 + \overset{\circ}{I}_3 \tilde{\Psi}_3 \right) \mathbf{g}^\sharp + \bar{\Psi}_1 \mathbf{b}^\sharp + \tilde{\Psi}_1 \overset{\circ}{\mathbf{b}}^\sharp - I_3 \bar{\Psi}_2 \mathbf{c}^\sharp - \overset{\circ}{I}_3 \tilde{\Psi}_2 \overset{\circ}{\mathbf{c}}^\sharp \\ & + 2 \bar{\Psi}_4 \mathbf{n}_1 \otimes \mathbf{n}_1 + 2 \bar{\Psi}_5 [\mathbf{n}_1 \otimes (\mathbf{b}^\sharp \mathbf{g} \mathbf{n}_1) + (\mathbf{b}^\sharp \mathbf{g} \mathbf{n}_1) \otimes \mathbf{n}_1] \\ & + 2 \bar{\Psi}_6 \mathbf{n}_2 \otimes \mathbf{n}_2 + 2 \bar{\Psi}_7 [\mathbf{n}_2 \otimes (\mathbf{b}^\sharp \mathbf{g} \mathbf{n}_2) + (\mathbf{b}^\sharp \mathbf{g} \mathbf{n}_2) \otimes \mathbf{n}_2] + \mathcal{I} \bar{\Psi}_8 (\mathbf{n}_1 \otimes \mathbf{n}_2 + \mathbf{n}_2 \otimes \mathbf{n}_1) \\ & + 2 \tilde{\Psi}_4 \overset{\circ}{\mathbf{n}}_1 \otimes \overset{\circ}{\mathbf{n}}_1 + 2 \tilde{\Psi}_5 [\overset{\circ}{\mathbf{n}}_1 \otimes (\overset{\circ}{\mathbf{b}}^\sharp \mathbf{g} \overset{\circ}{\mathbf{n}}_1) + (\overset{\circ}{\mathbf{b}}^\sharp \mathbf{g} \overset{\circ}{\mathbf{n}}_1) \otimes \overset{\circ}{\mathbf{n}}_1] \\ & + 2 \tilde{\Psi}_6 \overset{\circ}{\mathbf{n}}_2 \otimes \overset{\circ}{\mathbf{n}}_2 + 2 \tilde{\Psi}_7 [\overset{\circ}{\mathbf{n}}_2 \otimes (\overset{\circ}{\mathbf{b}}^\sharp \mathbf{g} \overset{\circ}{\mathbf{n}}_2) + (\overset{\circ}{\mathbf{b}}^\sharp \mathbf{g} \overset{\circ}{\mathbf{n}}_2) \otimes \overset{\circ}{\mathbf{n}}_2] + \mathcal{I} \tilde{\Psi}_8 (\overset{\circ}{\mathbf{n}}_1 \otimes \overset{\circ}{\mathbf{n}}_2 + \overset{\circ}{\mathbf{n}}_2 \otimes \overset{\circ}{\mathbf{n}}_1) \Bigg\}. \end{aligned} \quad (4.59)$$

For an incompressible monoclinic solid

$$\begin{aligned} \boldsymbol{\sigma} = & -p \mathbf{g}^\sharp + 2 \bar{\Psi}_1 \mathbf{b}^\sharp + 2 \tilde{\Psi}_1 \overset{\circ}{\mathbf{b}}^\sharp - \bar{\Psi}_2 \mathbf{c}^\sharp - 2 \tilde{\Psi}_2 \overset{\circ}{\mathbf{c}}^\sharp \\ & + 2 \bar{\Psi}_4 \mathbf{n}_1 \otimes \mathbf{n}_1 + 2 \bar{\Psi}_5 [\mathbf{n}_1 \otimes (\mathbf{b}^\sharp \mathbf{g} \mathbf{n}_1) + (\mathbf{b}^\sharp \mathbf{g} \mathbf{n}_1) \otimes \mathbf{n}_1] \\ & + 2 \bar{\Psi}_6 \mathbf{n}_2 \otimes \mathbf{n}_2 + 2 \bar{\Psi}_7 [\mathbf{n}_2 \otimes (\mathbf{b}^\sharp \mathbf{g} \mathbf{n}_2) + (\mathbf{b}^\sharp \mathbf{g} \mathbf{n}_2) \otimes \mathbf{n}_2] + \mathcal{I} \bar{\Psi}_8 (\mathbf{n}_1 \otimes \mathbf{n}_2 + \mathbf{n}_2 \otimes \mathbf{n}_1) \\ & + 2 \tilde{\Psi}_4 \overset{\circ}{\mathbf{n}}_1 \otimes \overset{\circ}{\mathbf{n}}_1 + 2 \tilde{\Psi}_5 [\overset{\circ}{\mathbf{n}}_1 \otimes (\overset{\circ}{\mathbf{b}}^\sharp \mathbf{g} \overset{\circ}{\mathbf{n}}_1) + (\overset{\circ}{\mathbf{b}}^\sharp \mathbf{g} \overset{\circ}{\mathbf{n}}_1) \otimes \overset{\circ}{\mathbf{n}}_1] \\ & + 2 \tilde{\Psi}_6 \overset{\circ}{\mathbf{n}}_2 \otimes \overset{\circ}{\mathbf{n}}_2 + 2 \tilde{\Psi}_7 [\overset{\circ}{\mathbf{n}}_2 \otimes (\overset{\circ}{\mathbf{b}}^\sharp \mathbf{g} \overset{\circ}{\mathbf{n}}_2) + (\overset{\circ}{\mathbf{b}}^\sharp \mathbf{g} \overset{\circ}{\mathbf{n}}_2) \otimes \overset{\circ}{\mathbf{n}}_2] + \mathcal{I} \tilde{\Psi}_8 (\overset{\circ}{\mathbf{n}}_1 \otimes \overset{\circ}{\mathbf{n}}_2 + \overset{\circ}{\mathbf{n}}_2 \otimes \overset{\circ}{\mathbf{n}}_1). \end{aligned} \quad (4.60)$$

Dissipation potential. For a monoclinic viscoelastic solid, the full set of structural tensors $\mathbf{A} = \{\mathbf{A}_1 = \mathbf{N}_1 \otimes \mathbf{N}_1, \mathbf{A}_2 = \mathbf{N}_2 \otimes \mathbf{N}_2, \mathbf{A}_3 = \mathbf{N}_3 \otimes \mathbf{N}_3\}$ is added to the list of the arguments of the dissipation potential ϕ and it becomes an isotropic functional of its arguments, i.e., $\phi = \hat{\phi}(X, \mathbf{C}^b, \overset{\circ}{\mathbf{F}}, \overset{\circ}{\mathbf{F}}, \mathbf{A}_1, \mathbf{A}_2, \mathbf{A}_3, \mathbf{G}, \mathbf{g})$. Although one may not use the standard representation theorem as for the free energy functionals, the dissipation potential will be a functional of some standard invariants and a set of spectral invariants, similarly to the dissipation potential of isotropic viscoelastic solids.

Kinetic equation. Following (B.14), (4.36), and (4.58), one may write

$$\begin{aligned} \frac{\partial \Psi}{\partial \overset{\circ}{\mathbf{C}}^b} &= \frac{\partial \Psi_{\text{NEQ}}}{\partial \overset{\circ}{\mathbf{C}}^b} = \tilde{\Psi}_1 \frac{\partial \overset{\circ}{I}_1}{\partial \overset{\circ}{\mathbf{C}}^b} + \tilde{\Psi}_2 \frac{\partial \overset{\circ}{I}_2}{\partial \overset{\circ}{\mathbf{C}}^b} + \tilde{\Psi}_3 \frac{\partial \overset{\circ}{I}_3}{\partial \overset{\circ}{\mathbf{C}}^b} + \tilde{\Psi}_4 \frac{\partial \overset{\circ}{I}_4}{\partial \overset{\circ}{\mathbf{C}}^b} + \tilde{\Psi}_5 \frac{\partial \overset{\circ}{I}_5}{\partial \overset{\circ}{\mathbf{C}}^b} + \tilde{\Psi}_6 \frac{\partial \overset{\circ}{I}_6}{\partial \overset{\circ}{\mathbf{C}}^b} + \tilde{\Psi}_7 \frac{\partial \overset{\circ}{I}_7}{\partial \overset{\circ}{\mathbf{C}}^b} + \tilde{\Psi}_8 \frac{\partial \overset{\circ}{I}_8}{\partial \overset{\circ}{\mathbf{C}}^b} + \tilde{\Psi}_9 \frac{\partial \overset{\circ}{I}_9}{\partial \overset{\circ}{\mathbf{C}}^b} \\ &= \tilde{\Psi}_1 \mathbf{G}^\sharp + \tilde{\Psi}_2 \left(\overset{\circ}{I}_2 \overset{\circ}{\mathbf{C}}^{-\sharp} - \overset{\circ}{I}_3 \overset{\circ}{\mathbf{C}}^{-2\sharp} \right) + \tilde{\Psi}_3 \overset{\circ}{I}_3 \overset{\circ}{\mathbf{C}}^{-\sharp} + \tilde{\Psi}_4 \mathbf{N}_1 \otimes \mathbf{N}_1 + \tilde{\Psi}_5 (\mathbf{N}_1 \otimes (\overset{\circ}{\mathbf{C}} \mathbf{N}_1) + (\overset{\circ}{\mathbf{C}} \mathbf{N}_1) \otimes \mathbf{N}_1) \\ &\quad + \tilde{\Psi}_6 \mathbf{N}_2 \otimes \mathbf{N}_2 + \tilde{\Psi}_7 (\mathbf{N}_2 \otimes (\overset{\circ}{\mathbf{C}} \mathbf{N}_2) + (\overset{\circ}{\mathbf{C}} \mathbf{N}_2) \otimes \mathbf{N}_2) + \frac{1}{2} (\mathbf{N}_1 \cdot \mathbf{N}_2) \tilde{\Psi}_8 (\mathbf{N}_1 \otimes \mathbf{N}_2 + \mathbf{N}_2 \otimes \mathbf{N}_1). \end{aligned} \quad (4.61)$$

Hence, it follows from (3.7) that the kinetic equation for compressible monoclinic viscoelastic solids is written as

$$\begin{aligned} \frac{\partial \phi}{\partial \mathbf{F}} &- 2\tilde{\Psi}_1 \mathring{\mathbf{C}}^b \mathbf{G}^\sharp \mathring{\mathbf{F}}^{-\star} - 2\tilde{\Psi}_2 \left[\mathring{I}_2 \mathbf{I} - \mathring{I}_3 \mathbf{G} \mathring{\mathbf{C}}^{-\sharp} \right] \mathring{\mathbf{F}}^{-\star} - 2\mathring{I}_3 \tilde{\Psi}_3 \mathring{\mathbf{F}}^{-\star} \\ &- 2\tilde{\Psi}_4 \mathring{\mathbf{C}}^b \mathbf{N}_1 \otimes \mathring{\mathbf{F}}^{-1} \mathbf{N}_1 - 2\tilde{\Psi}_5 (\mathring{\mathbf{C}}^b \mathbf{N}_1 \otimes (\mathring{\mathbf{F}}^{-1} \mathring{\mathbf{C}} \mathbf{N}_1) + (\mathbf{G} \mathring{\mathbf{C}}^2 \mathbf{N}_1) \otimes \mathring{\mathbf{F}}^{-1} \mathbf{N}_1) \\ &- 2\tilde{\Psi}_6 \mathring{\mathbf{C}}^b \mathbf{N}_2 \otimes \mathring{\mathbf{F}}^{-1} \mathbf{N}_2 - 2\tilde{\Psi}_7 (\mathring{\mathbf{C}}^b \mathbf{N}_2 \otimes (\mathring{\mathbf{F}}^{-1} \mathring{\mathbf{C}} \mathbf{N}_2) + (\mathbf{G} \mathring{\mathbf{C}}^2 \mathbf{N}_2) \otimes \mathring{\mathbf{F}}^{-1} \mathbf{N}_2) \\ &- (\mathbf{N}_1 \cdot \mathbf{N}_2) \tilde{\Psi}_8 (\mathring{\mathbf{C}}^b \mathbf{N}_1 \otimes \mathring{\mathbf{F}}^{-1} \mathbf{N}_2 + \mathring{\mathbf{C}}^b \mathbf{N}_2 \otimes \mathring{\mathbf{F}}^{-1} \mathbf{N}_1) = \mathbf{0}; \end{aligned} \quad (4.62)$$

and in the case of incompressible monoclinic viscoelastic solids, the kinetic equation (3.11) reads

$$\begin{aligned} \frac{\partial \phi}{\partial \mathbf{F}} &- 2\tilde{\Psi}_1 \mathring{\mathbf{C}}^b \mathbf{G}^\sharp \mathring{\mathbf{F}}^{-\star} - 2\tilde{\Psi}_2 \left[\mathring{I}_2 \mathbf{I} - \mathbf{G} \mathring{\mathbf{C}}^{-\sharp} \right] \mathring{\mathbf{F}}^{-\star} \\ &- 2\tilde{\Psi}_4 \mathring{\mathbf{C}}^b \mathbf{N}_1 \otimes \mathring{\mathbf{F}}^{-1} \mathbf{N}_1 - 2\tilde{\Psi}_5 (\mathring{\mathbf{C}}^b \mathbf{N}_1 \otimes (\mathring{\mathbf{F}}^{-1} \mathring{\mathbf{C}} \mathbf{N}_1) + (\mathbf{G} \mathring{\mathbf{C}}^2 \mathbf{N}_1) \otimes \mathring{\mathbf{F}}^{-1} \mathbf{N}_1) \\ &- 2\tilde{\Psi}_6 \mathring{\mathbf{C}}^b \mathbf{N}_2 \otimes \mathring{\mathbf{F}}^{-1} \mathbf{N}_2 - 2\tilde{\Psi}_7 (\mathring{\mathbf{C}}^b \mathbf{N}_2 \otimes (\mathring{\mathbf{F}}^{-1} \mathring{\mathbf{C}} \mathbf{N}_2) + (\mathbf{G} \mathring{\mathbf{C}}^2 \mathbf{N}_2) \otimes \mathring{\mathbf{F}}^{-1} \mathbf{N}_2) \\ &- (\mathbf{N}_1 \cdot \mathbf{N}_2) \tilde{\Psi}_8 (\mathring{\mathbf{C}}^b \mathbf{N}_1 \otimes \mathring{\mathbf{F}}^{-1} \mathbf{N}_2 + \mathring{\mathbf{C}}^b \mathbf{N}_2 \otimes \mathring{\mathbf{F}}^{-1} \mathbf{N}_1) = q \mathring{\mathbf{F}}^{-\star}. \end{aligned} \quad (4.63)$$

4.3 Invariance in anelasticity and viscoelasticity: A critical discussion of some of the existing works

The notion of invariance and its interpretation in the presence of anelastic deformations has eluded mechanicians over the past few decades. Invariance is a central notion in physics, and particularly in mechanics; there is a deep connection between balance laws and symmetries. Noether's theorems tell us that any symmetry of the Lagrangian density (or action) corresponds to a conserved quantity or a balance law [Kosmann-Schwarzbach et al., 2011; Marsden and Ratiu, 2013]. For example, invariance under time shifts corresponds to the balance of energy. As another example, for continuum mechanics formulated in a Euclidean ambient space, the balance of angular momentum corresponds to invariance under rigid body rotations in the ambient space. On the other hand, local invariance in the reference configuration is related to material symmetry.

The work of Green and Naghdi. Green and Naghdi [1971] observed that for any proper orthogonal tensor \mathbf{Q} the multiplicative decomposition of the deformation gradient can be written as $\mathbf{F} = \mathring{\mathbf{F}} \mathring{\mathbf{F}}^p = \mathring{\mathbf{F}} \mathbf{Q} \mathbf{Q}^T \mathring{\mathbf{F}}^p$, and hence $\mathring{\mathbf{F}}$ and $\mathring{\mathbf{F}}^p$ can be replaced by $\mathring{\mathbf{F}} \mathbf{Q}$ and $\mathbf{Q}^T \mathring{\mathbf{F}}^p$, respectively. However, it should be noted that replacing $\mathring{\mathbf{F}}$ by $\mathring{\mathbf{F}} \mathbf{Q}$ implies that \mathbf{Q} is an element of the material symmetry group \mathcal{G} . Assuming that \mathbf{Q} is any proper orthogonal tensor (or rotation) is equivalent to assuming that the material is isotropic. In other words, Green and Naghdi [1971]'s argument is incorrect for anisotropic solids; there is a \mathcal{G} -ambiguity in the multiplicative decomposition and not an $SO(3)$ -ambiguity, see also [Yavari and Sozio, 2023].

The work of Simo. In formulating finite plasticity, Simo [1988] considered the multiplicative decomposition of the deformation gradient into elastic and plastic parts: $\mathbf{F} = \mathring{\mathbf{F}} \mathring{\mathbf{F}}^p$. He considered coordinate charts $\{x^i\}$ and $\{X^I\}$ for the current and reference configurations, respectively. The spatial metric has components g_{ij} and metric of the reference configuration has components G_{IJ} . Looking at the coordinate representation of $\mathring{\mathbf{F}}$ in Eq.(1.2b) in [Simo, 1988], clearly it is assumed that $\mathring{\mathbf{F}}$ is a linear map from the tangent space of the reference configuration to itself ($\mathring{\mathbf{F}} : T_X \mathcal{B} \rightarrow T_X \mathcal{B}$ in our notation). This means that the “intermediate configuration” is identified with $T_X \mathcal{B}$. After Eq.(1.2b) it is explicitly mentioned that “where we have endowed the intermediate configuration with the metric tensor \mathbf{G} .” In other words, the same metric is used in both the reference and intermediate configurations. Simo [1988] assumes a free energy function of the form $\psi = \hat{\psi}(\mathbf{g}, \mathring{\mathbf{F}}, \mathbf{F})$ (an explicit dependence on \mathbf{G} is suppressed perhaps because the flat metric \mathbf{G} is induced from the spatial metric \mathbf{g}). Then “invariance under rigid-body motions superposed onto the intermediate configuration” is assumed that Simo [1988] writes as

$$\hat{\psi}(\mathbf{g}, \mathring{\mathbf{F}} \mathbf{Q}, \mathbf{F}) = \hat{\psi}(\mathbf{g}, \mathring{\mathbf{F}}, \mathbf{F}), \quad \forall \mathbf{Q} \in SO(3), \quad (4.64)$$

i.e., for any rotation \mathbf{Q} in the “intermediate configuration”. Recall that $\overset{e}{\mathbf{F}} : T_X \mathcal{B} \rightarrow T_x \mathcal{C}$ and $\mathbf{F} : T_X \mathcal{B} \rightarrow T_x \mathcal{C}$, i.e., $\overset{e}{\mathbf{F}}$ and \mathbf{F} have the same tensor character, and hence (4.64) does not make sense; \mathbf{F} must be transformed as well. Simo was aware that not including \mathbf{F} as an argument of the free energy in (4.64) implies material isotropy. He introduced \mathbf{F} as an argument in the free energy that is unchanged under “rotations in the intermediate configuration” in order to avoid material isotropy [Simo, 1988, Remark 1.6]. However, assuming invariance with respect to the “intermediate configuration” is equivalent to material symmetry under all rotations and indeed precludes anisotropic response. In his last piece of work before passing that was posthumously published,³⁰ Simo remarked that [Simo, 1998, Remark 34.2]: “The entire issue depends on an a priori specification of the class of admissible rotations \mathbf{Q} for such transformations. This question is related to a constitutive assumption on the symmetry group of the material and appears to have little to do with any fundamental principle in continuum physics.”

The work of Gurtin and Anand. Gurtin and Anand [2005] studied material symmetry in the presence of local plastic deformations. They call the target space of $\overset{p}{\mathbf{F}}$ “relaxed space”, which is usually called “intermediate configuration”. They treated it as an entity completely independent from the reference and current configurations; independent in the sense that the “relaxed space” is not affected by either referential or spatial transformations. This assumption leads to the definition of two symmetry groups, namely, “referential symmetry group” and “relaxational symmetry group”. More specifically, they assumed a free energy $\psi = \hat{\psi}(\overset{p}{\mathbf{F}}, \overset{e}{\mathbf{F}})$. The two symmetry groups are defined as

$$\begin{aligned}\hat{\psi}(\overset{p}{\mathbf{F}}, \overset{e}{\mathbf{F}}) &= \hat{\psi}(\overset{p}{\mathbf{F}}\mathbf{H}, \overset{e}{\mathbf{F}}), & \forall \mathbf{H} \in \mathcal{G}^{\text{ref}}, \\ \hat{\psi}(\overset{p}{\mathbf{F}}, \overset{e}{\mathbf{F}}) &= \hat{\psi}(\mathbf{H}^{-1}\overset{p}{\mathbf{F}}, \overset{e}{\mathbf{F}}\mathbf{H}), & \forall \mathbf{H} \in \mathcal{G}^{\text{rel}}.\end{aligned}\tag{4.65}$$

An “intermediate configuration” or a “relaxed space” is defined pointwise and for a given point it is a linear space. The total deformation gradient is a linear map between tangent spaces of the material and the ambient space manifolds: $\mathbf{F} : T_X \mathcal{B} \rightarrow T_x \mathcal{S}$. There are only two spaces (manifolds) in anelasticity and viscoelasticity: the ambient space manifold \mathcal{S} (which is usually assumed to be the Euclidean 3-space)³¹ and the material manifold \mathcal{B} , which is an embedded 3-submanifold of the Euclidean ambient space. In the decomposition $\mathbf{F} = \overset{e}{\mathbf{F}}\overset{p}{\mathbf{F}}$, $\overset{e}{\mathbf{F}}$ and $\overset{p}{\mathbf{F}}$ are linear maps. Their domain and target spaces can be either $T_X \mathcal{B}$ or $T_x \mathcal{C}$ (see Remark 2.1). In other words, assuming a third linear space distinct from $T_X \mathcal{B}$ and $T_x \mathcal{C}$ does not have physical relevance. Therefore, the correct symmetry group should be defined as

$$\hat{\psi}(\overset{p}{\mathbf{F}}, \overset{e}{\mathbf{F}}) = \hat{\psi}(\mathbf{H}^{-1}\overset{p}{\mathbf{F}}\mathbf{H}, \overset{e}{\mathbf{F}}\mathbf{H}), \quad \forall \mathbf{H} \in \mathcal{G}.\tag{4.66}$$

The work of Kumar and Lopez-Pamies. Kumar and Lopez-Pamies [2016] assumed that $\overset{e}{\mathbf{F}}$ and $\overset{v}{\mathbf{F}}$ are compatible—see their Eq. (4). In addition to the reference Ω_0 and current Ω configurations, a global intermediate configuration Ω_v was also assumed—see their Fig. 2. Under a material symmetry \mathbf{K} , they assumed that $\overset{v}{\mathbf{F}}$ is transformed to $\overset{v}{\mathbf{F}}\mathbf{K}$, and hence, $\overset{e}{\mathbf{F}} = \overset{v}{\mathbf{F}}\overset{v}{\mathbf{F}}^{-1}$ remains unchanged, since $(\mathbf{F}\mathbf{K})(\overset{v}{\mathbf{F}}\mathbf{K})^{-1} = \overset{e}{\mathbf{F}}$. It was finally concluded that Ψ_{NEQ} is unaltered by material symmetry. First, it should be noted that there is no reason to expect that $\overset{e}{\mathbf{F}}$ (and consequently $\overset{v}{\mathbf{F}}$) is compatible. In other words, a global Euclidean intermediate configuration does not exist, in general. Further, knowing that $\overset{v}{\mathbf{F}}(X) : T_X \mathcal{B} \rightarrow T_x \mathcal{B}$, a change of material configuration by \mathbf{K} transforms $\overset{v}{\mathbf{F}}$ to $\mathbf{K}^{-1}\overset{v}{\mathbf{F}}\mathbf{K}$ and $\overset{e}{\mathbf{F}}$ to $\overset{e}{\mathbf{F}}\mathbf{K}$ (see Fig. 3a). In [Kumar and Lopez-Pamies, 2016], it was assumed that $\Psi_{\text{EQ}} = \Psi_{\text{EQ}}(X, \mathbf{F}, \mathbf{G}, \mathbf{g})$ and $\phi = \phi(X, \overset{v}{\mathbf{F}}, \overset{v}{\mathbf{F}}, \mathbf{G})$ have the same symmetry group but $\Psi_{\text{NEQ}} = \Psi_{\text{NEQ}}(X, \overset{e}{\mathbf{F}}, \mathbf{G}, \mathbf{g})$ was excluded seemingly because it was assumed that $\overset{e}{\mathbf{F}}$ was not affected by material symmetries. In light of the discussion in §2.3, $\overset{e}{\mathbf{F}}(X) : T_X \mathcal{B} \rightarrow T_x \mathcal{C}$ and it hence seems natural to assume that Ψ_{NEQ} has the same symmetry group as well.

³⁰We thank Sanjay Govindjee for bringing this reference to our attention.

³¹In some applications the ambient space could be curved, in general. See [Yavari et al., 2016] for a detailed discussion and examples.

The work of Ciambella and Nardinocchi. In a recent paper [Ciambella and Nardinocchi, 2021] aiming to formulate a theory of anisotropic viscoelasticity, the multiplicative decomposition $\mathbf{F} = \overset{\circ}{\mathbf{F}}\overset{\circ}{\mathbf{F}}$ was used. The authors recognized that $\overset{\circ}{\mathbf{F}}$ and $\overset{\circ}{\mathbf{F}}$ are incompatible, in general. However, they confused viscoelasticity with anelasticity and assumed that $\overset{\circ}{\mathbf{F}}$ defines a local relaxed configuration (after their Eq. (2.1) they say that the viscous deformation gradient acts on a small piece of the body and maps it “into its relaxed (or natural) state at time t .”). This is an incorrect assumption. Their choice of the free energy in their Eq. (3.13) is identical to what one would see in anelasticity. Ciambella and Nardinocchi [2021] also claimed that a theory of nonlinear viscoelasticity has to be “structurally frame indifferent”. They based this claim on the work of Green and Naghdi [1971]. In summary, invariance in the “intermediate configuration” or “structural invariance” is not physically meaningful. The above-mentioned fundamentally questionable assumptions, unfortunately, make the formulation presented in [Ciambella and Nardinocchi, 2021] flawed.

What have we learned? The source of confusion in the literature has been a lack of understanding of the mathematical nature of “intermediate configuration”. A body \mathcal{B} is an embedded topological submanifold of the Euclidean ambient space \mathcal{S} . In nonlinear elasticity, \mathcal{B} is equipped with a metric that is induced from the ambient space. This defines a Euclidean material manifold. In anelasticity and viscoelasticity, “intermediate configuration” has traditionally been defined locally; a local intermediate configuration is a linear space with a Euclidean metric. One should note that an intermediate configuration has the same topology as \mathcal{B} . However, an intermediate configuration cannot be isometrically embedded in the Euclidean space because the material metric is non-Euclidean, in general. In anelasticity and viscoelasticity there are only two manifolds that are of physical significance: (i) the ambient space manifold \mathcal{S} , which is the Euclidean 3-space, and (ii) the material manifold \mathcal{B} , which is an embedded topological submanifold of \mathcal{S} . Any local invariance is either defined for $x \in \mathcal{S}$ on $T_x\mathcal{S}$, or for $X \in \mathcal{B}$ on $T_X\mathcal{B}$. The former invariance is the material-frame-indifference (objectivity), and the latter is related to material symmetry; any “intermediate configuration invariance” is nothing but a material symmetry.

Table 1 summarizes some of the important fields, constitutive equations, and governing equations of nonlinear anisotropic viscoelasticity.

5 Examples

In this section we study three examples of large deformations of anisotropic viscoelastic solids. To simplify the kinematics we assume incompressible solids. The deformations considered in this section are subsets of the known universal deformations for incompressible isotropic [Ericksen, 1955; Yavari, 2021] and anisotropic solids [Yavari and Goriely, 2021, 2023]. Universal deformations are those deformations that can be maintained in the absence of body forces for any material in a given class. For homogeneous compressible isotropic solids, Ericksen [1955] showed that the only universal deformations are homogenous deformations. For homogenous incompressible isotropic solids, in addition to isochoric homogenous deformations, Ericksen [1954] found four families of universal deformations. A fifth family was later on discovered independently by Singh and Pipkin [1965] and Klingbeil and Shield [1966]. For some recent generalizations of Ericksen’s problem to inhomogeneous and anisotropic solids, and anelasticity see [Yavari, 2021; Yavari and Goriely, 2021, 2023, 2016; Goodbrake et al., 2020].³² The stress at any material point in a *simple* material at time t depends only on the history of the deformation gradient at that point up to time t [Noll, 1958]. Carroll [1967] showed that the known universal deformations of homogenous incompressible isotropic elastic solids are universal for simple materials as well. One should note that (simple) viscoelastic solids are a subclass of simple materials. It should, however, be noted that Carroll [1967] assumed that the total deformation is volume preserving. Here, we assume that both the local elastic and viscoelastic deformations are volume preserving.

³²The analogue of universal deformations in linear elasticity are universal displacements [Truesdell, 1966; Gurtin, 1972; Yavari et al., 2020; Yavari and Goriely, 2023, 2022; Yavari, 2023].

Nonlinear Anisotropic Viscoelasticity

Kinematics

$$\mathbf{F} = \overset{\epsilon}{\mathbf{F}} \overset{v}{\mathbf{F}}$$

$$\overset{v}{\mathbf{F}}(X) : T_X \mathcal{B} \rightarrow T_X \mathcal{B}$$

$$\overset{\epsilon}{\mathbf{F}}(X) : T_X \mathcal{B} \rightarrow T_x \mathcal{C}$$

Free energy

$$\Psi = \Psi_{\text{EQ}} + \Psi_{\text{NEQ}}:$$

Isotropic solids

$$\Psi_{\text{EQ}} = \Psi_{\text{EQ}}(X, \mathbf{F}, \mathbf{G}, \mathbf{g}) = \hat{\Psi}_{\text{EQ}}(X, \mathbf{C}^b, \mathbf{G})$$

$$\Psi_{\text{NEQ}} = \Psi_{\text{NEQ}}(X, \overset{\epsilon}{\mathbf{F}}, \mathbf{G}, \mathbf{g}) = \hat{\Psi}_{\text{NEQ}}(X, \overset{\epsilon}{\mathbf{C}}^b, \mathbf{G})$$

$\mathbf{\Lambda}$: structural tensors

$\overset{v}{\mathbf{\Lambda}} = \overset{v}{\mathbf{F}}^* \mathbf{\Lambda}$: viscous structural tensors

$\overset{v}{\mathbf{G}} = \overset{v}{\mathbf{F}}^* \mathbf{G}$: viscous material metric

Anisotropic solids

$$\Psi_{\text{EQ}} = \Psi_{\text{EQ}}(X, \Theta, \mathbf{F}, \mathbf{G}, \mathbf{\Lambda}, \mathbf{g}) = \hat{\Psi}_{\text{EQ}}(X, \Theta, \mathbf{C}^b, \mathbf{G}, \mathbf{\Lambda})$$

$$\Psi_{\text{NEQ}} = \Psi_{\text{NEQ}}(X, \Theta, \mathbf{F}, \overset{v}{\mathbf{G}}, \overset{v}{\mathbf{\Lambda}}, \mathbf{g}) = \hat{\Psi}_{\text{NEQ}}(X, \Theta, \mathbf{C}^b, \overset{v}{\mathbf{G}}, \overset{v}{\mathbf{\Lambda}})$$

Dissipation potential

$$\overset{v}{\mathbf{B}} = -\partial\phi/\partial\overset{v}{\mathbf{F}} \text{ (dissipative viscous-force)}$$

$$\phi = \phi(X, \mathbf{F}, \overset{v}{\mathbf{F}}, \overset{v}{\mathbf{F}}, \mathbf{G}, \mathbf{g}) = \hat{\phi}(X, \mathbf{C}^b, \overset{v}{\mathbf{F}}, \overset{v}{\mathbf{F}}, \mathbf{G})$$

Material symmetry group

$$\begin{cases} \Psi_{\text{EQ}}(X, \mathbf{F}\mathbf{K}, \mathbf{G}, \mathbf{g}) = \Psi_{\text{EQ}}(X, \mathbf{F}, \mathbf{G}, \mathbf{g}) \\ \Psi_{\text{NEQ}}(X, \overset{\epsilon}{\mathbf{F}}\mathbf{K}, \mathbf{G}, \mathbf{g}) = \Psi_{\text{NEQ}}(X, \overset{\epsilon}{\mathbf{F}}, \mathbf{G}, \mathbf{g}) \\ \phi(X, \mathbf{F}\mathbf{K}, \mathbf{K}^* \overset{v}{\mathbf{F}}, \mathbf{K}^* \overset{v}{\mathbf{F}}, \mathbf{G}, \mathbf{g}) = \phi(X, \mathbf{F}, \overset{v}{\mathbf{F}}, \overset{v}{\mathbf{F}}, \mathbf{G}, \mathbf{g}) \end{cases}$$

$$\forall \mathbf{K} \in \mathcal{G}_X \leq \text{Orth}(\mathbf{G})$$

The Clausius-Duhem inequality

$$\dot{\eta} = 2\overset{\epsilon}{\mathbf{C}}^b \frac{\partial \hat{\Psi}_{\text{NEQ}}}{\partial \overset{\epsilon}{\mathbf{C}}^b} \overset{v}{\mathbf{F}}^{-*} : \overset{v}{\dot{\mathbf{F}}} \geq 0$$

The Balance of linear momentum

$$\text{Div} \left[2\mathbf{F} \frac{\partial \hat{\Psi}}{\partial \overset{\epsilon}{\mathbf{C}}^b} + 2\overset{\epsilon}{\mathbf{F}} \frac{\partial \hat{\Psi}}{\partial \overset{\epsilon}{\mathbf{C}}^b} \right] + \rho_o \mathbf{B} = \rho_o \mathbf{A}$$

Kinetic equation

$$\partial\phi/\partial\overset{v}{\mathbf{F}} + \partial\tilde{\Psi}/\partial\overset{v}{\mathbf{F}} = \mathbf{0} \quad (\text{compressible solids})$$

$$\partial\phi/\partial\overset{v}{\mathbf{F}} + \partial\tilde{\Psi}/\partial\overset{v}{\mathbf{F}} = q\overset{v}{\mathbf{F}}^{-*} \quad (\text{incompressible solids})$$

Table 1: Summary of the main fields, constitutive equations, and governing equations of nonlinear viscoelasticity.

5.1 Quadratic dissipation potentials

Kumar and Lopez-Pamies [2016] assumed the following form for the dissipation potential

$$\phi(X, \mathbf{F}, \overset{v}{\mathbf{F}}, \overset{\dot{v}}{\mathbf{F}}, \mathbf{G}) = \frac{1}{2} \overset{\dot{v}}{\mathbf{F}} : \mathbb{A}(\mathbf{F}, \overset{e}{\mathbf{F}}, \mathbf{G}, \mathbf{g}) : \overset{\dot{v}}{\mathbf{F}} = \frac{1}{2} \overset{\dot{v}}{\mathbf{F}}^K{}_L \mathbb{A}_K{}^L{}_M{}^N \overset{\dot{v}}{\mathbf{F}}^M{}_N, \quad (5.1)$$

where $\mathbb{A}(\mathbf{F}, \overset{e}{\mathbf{F}}, \mathbf{G}, \mathbf{g})$ is a positive-definite fourth-order tensor.³³ It is clear that only the major symmetric part of \mathbb{A} contributes to dissipation, and indeed, by the definition (5.1) above, \mathbb{A} has major symmetries. However, \mathbb{A} does not necessarily have any minor symmetries.³⁴

Adding the set of structural tensors $\mathbf{\Lambda}$ to its arguments, the dissipation potential $\phi = \phi(X, \mathbf{F}, \overset{v}{\mathbf{F}}, \overset{\dot{v}}{\mathbf{F}}, \mathbf{\Lambda}, \mathbf{G})$ becomes an isotropic functional, i.e.,

$$\mathbf{K}_* \phi(X, \mathbf{F}, \overset{v}{\mathbf{F}}, \overset{\dot{v}}{\mathbf{F}}, \mathbf{\Lambda}, \mathbf{G}) = \phi(X, \mathbf{K}^* \mathbf{F}, \mathbf{K}^* \overset{v}{\mathbf{F}}, \mathbf{K}^* \overset{\dot{v}}{\mathbf{F}}, \mathbf{K}^* \mathbf{\Lambda}, \mathbf{G}) = \phi(X, \mathbf{F}, \overset{v}{\mathbf{F}}, \overset{\dot{v}}{\mathbf{F}}, \mathbf{\Lambda}, \mathbf{G}), \quad \forall \mathbf{K} \in \text{Orth}(\mathbf{G}). \quad (5.2)$$

It hence follows that

$$\mathbf{K}^* \overset{\dot{v}}{\mathbf{F}} : \mathbb{A}(\mathbf{K}^* \mathbf{F}, \mathbf{K}^* \overset{e}{\mathbf{F}}, \mathbf{K}^* \mathbf{\Lambda}, \mathbf{G}, \mathbf{g}) : \mathbf{K}^* \overset{\dot{v}}{\mathbf{F}} = \overset{\dot{v}}{\mathbf{F}} : \mathbb{A}(\mathbf{F}, \overset{e}{\mathbf{F}}, \mathbf{\Lambda}, \mathbf{G}, \mathbf{g}) : \overset{\dot{v}}{\mathbf{F}}, \quad \forall \mathbf{F}, \overset{e}{\mathbf{F}}, \overset{\dot{v}}{\mathbf{F}}, \forall \mathbf{K} \in \text{Orth}(\mathbf{G}), \quad (5.3)$$

where we recall that $\mathbf{K}^* \overset{\dot{v}}{\mathbf{F}} = \mathbf{K}^{-1} \overset{\dot{v}}{\mathbf{F}} \mathbf{K}$, $\mathbf{K}^* \mathbf{F} = \mathbf{F} \mathbf{K}$, and $\mathbf{K}^* = \overset{e}{\mathbf{F}} \mathbf{K}$. Therefore³⁵

$$\mathbf{K}_* \mathbb{A}(\mathbf{F}, \overset{e}{\mathbf{F}}, \mathbf{\Lambda}, \mathbf{G}, \mathbf{g}) = \mathbb{A}(\mathbf{F}, \overset{e}{\mathbf{F}}, \mathbf{\Lambda}, \mathbf{\Lambda}, \mathbf{G}, \mathbf{g}), \quad \forall \mathbf{K} \in \text{Orth}(\mathbf{G}). \quad (5.4)$$

Hence, $\mathbb{A} = \mathbb{A}(\mathbf{F}, \overset{e}{\mathbf{F}}, \mathbf{\Lambda}, \mathbf{G}, \mathbf{g})$ is an isotropic tensor. The most general isotropic fourth-order tensor has the following representation [Jog, 2006]

$$\mathbb{A}_{KBMD} = \eta_1 G_{KB} G_{MD} + \eta_2 G_{KD} G_{BM} + \eta_3 G_{KM} G_{BD}, \quad (5.5)$$

where $\eta_i = \eta_i(\mathbf{F}, \overset{e}{\mathbf{F}}, \mathbf{\Lambda}, \mathbf{G}, \mathbf{g}) = \hat{\eta}_i(\mathbf{C}^\flat, \overset{e}{\mathbf{C}}^\flat, \mathbf{\Lambda}, \mathbf{G})$ for $i = 1, 2, 3$. Thus

$$\mathbb{A}_K{}^L{}_M{}^N = \mathbb{A}_{KBMD} G^{BL} G^{DN} = \eta_1 \delta_K^L \delta_M^N + \eta_2 \delta_K^N \delta_M^L + \eta_3 G_{KM} G^{LN}. \quad (5.6)$$

The dissipation potential is written as

$$\begin{aligned} \phi &= \frac{1}{2} \eta_1 \left(\overset{\dot{v}}{\mathbf{F}}^A{}_A \right)^2 + \frac{1}{2} \eta_2 \overset{\dot{v}}{\mathbf{F}}^A{}_B \overset{\dot{v}}{\mathbf{F}}^B{}_A + \frac{1}{2} \eta_3 G_{AC} \overset{\dot{v}}{\mathbf{F}}^C{}_D G^{DB} \overset{\dot{v}}{\mathbf{F}}^A{}_B \\ &= \frac{1}{2} \eta_1 \left(\text{tr} \overset{\dot{v}}{\mathbf{F}} \right)^2 + \frac{1}{2} \eta_2 \text{tr} \left(\overset{\dot{v}}{\mathbf{F}}^2 \right) + \frac{1}{2} \eta_3 \text{tr} \left(\overset{\dot{v}}{\mathbf{F}} \overset{\dot{v}}{\mathbf{F}}^\top \right). \end{aligned} \quad (5.7)$$

In order to find the necessary and sufficient conditions on η_1, η_2, η_3 to ensure positive-definiteness of the tensor \mathbb{A} , we introduce the new indices $\Gamma = \{AB\}$ such that $\{11, 12, 13, 21, 22, 23, 31, 32, 33\} \leftrightarrow \{1, 2, 3, 4, 5, 6, 7, 8, 9\}$. Now in a Cartesian coordinate system the dissipation potential is rewritten as $\phi = \frac{1}{2} \mathbb{C}^{\Gamma\Lambda} \overset{\dot{v}}{\mathbf{F}}_\Gamma \overset{\dot{v}}{\mathbf{F}}_\Lambda$. The tensor \mathbb{A} is positive-definite if and only if the 9×9 matrix \mathbb{C} is positive-definite. It may be found that the eigenvalues of the matrix \mathbb{C} are $3\eta_1 + \eta_2 + \eta_3$, $\eta_2 + \eta_3$, and $-\eta_2 + \eta_3$. Therefore, \mathbb{A} is positive-definite if and only if³⁶

$$3\eta_1 + \eta_2 + \eta_3 > 0, \quad \eta_2 + \eta_3 > 0, \quad -\eta_2 + \eta_3 > 0. \quad (5.8)$$

Choosing (5.6), we have

$$\frac{\partial \phi}{\partial \overset{\dot{v}}{\mathbf{F}}^A{}_B} = \eta_1 \overset{v}{\mathbf{F}}^M{}_M \delta_A^B + \eta_2 \overset{\dot{v}}{\mathbf{F}}^B{}_A + \eta_3 G_{AM} \overset{\dot{v}}{\mathbf{F}}^M{}_N G^{NB}. \quad (5.9)$$

³³Notice that (5.1) along with the positive definiteness of \mathbb{A} , trivially satisfies the Clausius-Duhem inequality (3.28) (and (3.32) for the incompressible case).

³⁴Notice that for the dissipation potential $\phi(X, \mathbf{F}, \overset{v}{\mathbf{F}}, \overset{\dot{v}}{\mathbf{F}}, \mathbf{G}) = \frac{1}{2} \overset{\dot{v}}{\mathbf{C}} : \mathbb{B}(\mathbf{F}, \overset{e}{\mathbf{F}}, \mathbf{G}, \mathbf{g}) : \overset{\dot{v}}{\mathbf{C}}$, which is a particular case of (5.1) for $\mathbb{A}_K{}^L{}_M{}^N = 4G_{KJ} \overset{v}{\mathbf{F}}^J{}_I \mathbb{B}^{ILAN} \overset{v}{\mathbf{F}}^B{}_A G_{BM}$, the minor symmetries hold for \mathbb{B} .

³⁵Note that in components, the left hand side of (5.4) reads

$$[\mathbf{K}_* \mathbb{A}]_A{}^B{}_C{}^D = \mathbf{K}^{-I}{}_A \mathbf{K}^B{}_J \mathbf{K}^{-K}{}_C \mathbf{K}^D{}_L \mathbb{A}_I{}^J{}_K{}^L.$$

³⁶It is seen that $\eta_2 = \eta_3$ is not acceptable, and hence, \mathbb{A} cannot have minor symmetries.

Or

$$\frac{\partial \phi}{\partial \dot{\mathbf{F}}} = \eta_1 (\text{tr } \dot{\mathbf{F}}) \mathbf{I} + \eta_2 \dot{\mathbf{F}}^\star + \eta_3 \mathbf{G} \dot{\mathbf{F}} \mathbf{G}^\sharp, \quad (5.10)$$

where $\text{tr } \dot{\mathbf{F}} = \dot{\mathbf{F}}^C_C$. With this choice, the kinetic equation (4.31) is simplified to read

$$\eta_1 (\text{tr } \dot{\mathbf{F}}) \mathbf{I} + \eta_2 \dot{\mathbf{F}}^\star + \eta_3 \mathbf{G} \dot{\mathbf{F}} \mathbf{G}^\sharp - 2\tilde{\Psi}_1 \dot{\mathbf{C}}^b \mathbf{G}^\sharp \dot{\mathbf{F}}^{-\star} + 2\tilde{\Psi}_2 [\dot{\mathbf{C}}^{2b} - \dot{I}_1 \dot{\mathbf{C}}^b] \mathbf{G}^\sharp \dot{\mathbf{F}}^{-\star} = q \dot{\mathbf{F}}^{-\star}. \quad (5.11)$$

5.2 Example 1: Finite extension of an incompressible isotropic circular cylindrical bar

Kinemematics. Let us consider a solid circular cylindrical bar subject to an axial loading. In its undeformed configuration, it has radius R_0 and length L_0 . We consider longitudinal and radial deformations and assume the following deformation ansatz:

$$r = r(R, t), \quad \theta = \Theta, \quad z = \lambda(t)Z, \quad (5.12)$$

where $\lambda(t)$ is the axial stretch. In a displacement-control loading, the longitudinal stretch $\lambda(t)$ is given, while in a force-controlled loading, it is an unknown function to be determined. Acting on an initially stress-free unloaded bar, i.e., $\lambda(0) = 1$, it is assumed that loading (either force or displacement-control) is slow enough such that the inertial effects can be ignored. The deformation gradient reads

$$\mathbf{F} = \mathbf{F}(R, t) = \begin{bmatrix} r_{,R}(R, t) & 0 & 0 \\ 0 & 1 & 0 \\ 0 & 0 & \lambda(t) \end{bmatrix}. \quad (5.13)$$

Incompressibility $J = 1$ implies that $r(R, t) = \frac{R}{\sqrt{\lambda(t)}}$. In terms of its physical components, the deformation gradient reads

$$\hat{\mathbf{F}} = \hat{\mathbf{F}}(R, t) = \begin{bmatrix} \frac{1}{\sqrt{\lambda(t)}} & 0 & 0 \\ 0 & \frac{1}{\sqrt{\lambda(t)}} & 0 \\ 0 & 0 & \lambda(t) \end{bmatrix}. \quad (5.14)$$

We use a semi-inverse method and assume that the viscous deformation gradient has the following form

$$\dot{\mathbf{F}} = \dot{\mathbf{F}}(R, t) = \begin{bmatrix} a_v(R, t) & 0 & 0 \\ 0 & b_v(R, t) & 0 \\ 0 & 0 & \lambda_v(R, t) \end{bmatrix}. \quad (5.15)$$

At the initial unloaded state, we have $\dot{\mathbf{F}}(R, 0) = \mathbf{I}$, i.e., $a_v(R, 0) = b_v(R, 0) = \lambda_v(R, 0) = 1$. Incompressibility of the local viscous deformation implies that $\dot{J}(R, t) = a_v(R, t)b_v(R, t)\lambda_v(R, t) = 1$, and hence $b_v(R, t) = \frac{1}{a_v(R, t)\lambda_v(R, t)}$. The physical components of the viscous deformation gradient read

$$\hat{a}_v(R, t) = a_v(R, t), \quad \hat{b}_v(R, t) = b_v(R, t) = \frac{1}{a_v(R, t)\lambda_v(R, t)}, \quad \hat{\lambda}_v(R, t) = \lambda_v(R, t). \quad (5.16)$$

Since $\mathbf{F} = \dot{\mathbf{F}} \mathbf{F}^\sharp$, it follows that the elastic deformation gradient has the following form

$$\dot{\mathbf{F}} = \dot{\mathbf{F}}(R, t) = \begin{bmatrix} a_e(R, t) & 0 & 0 \\ 0 & b_e(R, t) & 0 \\ 0 & 0 & \lambda_e(R, t) \end{bmatrix}, \quad (5.17)$$

where

$$a_e(R, t) = \frac{1}{\lambda^{\frac{1}{2}}(t)a_v(R, t)}, \quad b_e(R, t) = \frac{1}{b_v(R, t)} = a_v(R, t)\lambda_v(R, t), \quad \lambda_e(R, t) = \frac{\lambda(t)}{\lambda_v(R, t)}. \quad (5.18)$$

The physical components read

$$\hat{a}_e(R, t) = \frac{1}{\lambda^{\frac{1}{2}}(t)a_v(R, t)}, \quad \hat{b}_e(R, t) = \frac{a_v(R, t)\lambda_v(R, t)}{\lambda^{\frac{1}{2}}(t)}, \quad \hat{\lambda}_e(R, t) = \frac{\lambda(t)}{\lambda_v(R, t)}. \quad (5.19)$$

Remark 5.1. It should be noted that \mathbf{F} is homogeneous. However, $\overset{v}{\mathbf{F}}$, and consequently $\overset{e}{\mathbf{F}}$, is not compatible, in general. Recall that incompatibility of $\overset{v}{\mathbf{F}}$ is controlled by exterior derivative of $\overset{v}{\mathbf{F}}$ (or its curl), i.e., $d\overset{v}{\mathbf{F}}$, which has components $\overset{v}{F}{}^A{}_{B,C} - \overset{v}{F}{}^A{}_{C,B}$ [Yavari, 2013]. Note that

$$\overset{v}{F}{}^2{}_{2,1} - \overset{v}{F}{}^2{}_{1,2} = \frac{\partial b_v(R, t)}{\partial R}, \quad \overset{v}{F}{}^3{}_{3,1} - \overset{v}{F}{}^3{}_{1,3} = \frac{\partial \lambda_v(R, t)}{\partial R}. \quad (5.20)$$

This means that $\overset{v}{\mathbf{F}}$ is compatible if and only if (a solid bar is simply-connected)

$$\frac{\partial b_v(R, t)}{\partial R} = \frac{\partial \lambda_v(R, t)}{\partial R} = 0. \quad (5.21)$$

Kinetic equations. We assume an isotropic quadratic dissipation potential (5.7). We obtain three independent kinetic equations for $a_v(R, t)$, $\lambda_v(R, t)$, and $q(R, t)$ —the Lagrange multiplier corresponding to viscous incompressibility. We then proceed to eliminate $q(R, t)$ from the system of kinetic equations and are left with the following two independent kinetic equations for $a_v(R, t)$ and $\lambda_v(R, t)$:

$$\begin{cases} \lambda \lambda_v \left[\eta_1 (a_v^2 \lambda_v - 1)^2 + (\eta_2 + \eta_3) (a_v^4 \lambda_v^2 + 1) \right] \dot{a}_v \\ \quad + \lambda a_v \left[\eta_1 (a_v^2 \lambda_v - 1) (a_v \lambda_v^2 - 1) + \eta_2 + \eta_3 \right] \dot{\lambda}_v = 2 a_v \lambda_v (1 - a_v^4 \lambda_v^2) \left[\lambda_v^2 \tilde{\Psi}_1 + \lambda^2 \tilde{\Psi}_2 \right], \\ \lambda_v \left\{ (\eta_1 + \eta_2 + \eta_3) a_v^3 \lambda_v - \eta_1 (a_v^2 \lambda_v^2 + a_v - \lambda_v) \right\} \dot{a}_v \\ \quad + a_v \left\{ \eta_1 (a_v^2 \lambda_v^2 + \lambda_v - a_v) - (\eta_1 + \eta_2 + \eta_3) a_v \lambda_v^3 \right\} \dot{\lambda}_v = -2 (\lambda^3 a_v^2 - \lambda_v^2) \left[\lambda \tilde{\Psi}_1 + a_v^2 \lambda_v^2 \tilde{\Psi}_2 \right] / \lambda^2. \end{cases} \quad (5.22a)$$

$$\quad (5.22b)$$

Recall that following viscous incompressibility, i.e., $\overset{v}{J} = 1$, we have $b_v = 1/(a_v \lambda_v)$. We may then recast the kinetic equations (5.22) above in terms of b_v and λ_v . It is hence found that the kinetic equations in terms of $\{b_v, \lambda_v\}$ are identical to (5.22) in terms of $\{a_v, \lambda_v\}$, such that the evolutions of a_v and b_v are both governed by the same equations; and since they are subject to the same initial condition $a_v(R, 0) = b_v(R, 0) = 1$, it follows that $b_v(R, t) = a_v(R, t)$, and hence that $a_v = 1/\lambda_v^{\frac{1}{2}}$. Therefore, (5.22) may be reduced to a single differential equation in terms of λ_v as follows

$$\left[2\eta_1 + \eta_2 + \eta_3 - 4\eta_1 \lambda_v^{3/2} + 2(\eta_1 + \eta_2 + \eta_3) \lambda_v^3 \right] \lambda^2 \dot{\lambda}_v = 4(\lambda^3 - \lambda_v^3) \left[\tilde{\Psi}_1 \lambda + \tilde{\Psi}_2 \lambda_v \right]. \quad (5.23)$$

Stress and equilibrium equations. Following (4.24), the non-zero components of the Cauchy stress are

$$\sigma^{rr}(R, t) = -p(R, t) + \frac{2\bar{\Psi}_1}{\lambda(t)} - 2\bar{\Psi}_2 \lambda(t) + \frac{2\tilde{\Psi}_1 \lambda_v(R, t)}{\lambda(t)} - \frac{2\tilde{\Psi}_2 \lambda(t)}{\lambda_v(R, t)}, \quad (5.24a)$$

$$\sigma^{\theta\theta}(R, t) = -\frac{p(R, t)\lambda(t)}{R^2} + \frac{2\bar{\Psi}_1}{R^2} - \frac{2\bar{\Psi}_2 \lambda^2(t)}{R^2} + \frac{2\tilde{\Psi}_1 \lambda_v(R, t)}{R^2} - \frac{2\tilde{\Psi}_2 \lambda^2(t)}{R^2 \lambda_v(R, t)}, \quad (5.24b)$$

$$\sigma^{zz}(R, t) = -p(R, t) + 2\bar{\Psi}_1 \lambda^2(t) - \frac{2\bar{\Psi}_2}{\lambda^2(t)} + \frac{2\tilde{\Psi}_1 \lambda^2(t)}{\lambda_v^2(R, t)} - \frac{2\tilde{\Psi}_2 \lambda_v^2(R, t)}{\lambda^2(t)}, \quad (5.24c)$$

where $p = p(R, t)$ is the Lagrange multiplier corresponding to incompressibility, i.e., $J = 1$. The only nontrivial equilibrium equation is $\sigma^{rr}{}_{,r} + \frac{1}{r} \sigma^{rr} - r \sigma^{\theta\theta} = 0$. In terms of the referential coordinates this reads

$$\frac{\partial}{\partial R} \sigma^{rr}(R, t) = 0. \quad (5.25)$$

Since the lateral area of the cylinder is traction-free, it follows that $\sigma^{rr}(R_0, t) = 0$. Therefore, $\sigma^{rr}(R, t) = 0$ and

$$p(R, t) = \frac{2\bar{\Psi}_1}{\lambda^2(t)} - 2\bar{\Psi}_2 \lambda(t) + \frac{2\tilde{\Psi}_1}{\lambda(t) a_v^2(R, t)} - 2\tilde{\Psi}_2 \lambda(t) a_v^2(R, t). \quad (5.26)$$

Hence it follows that $\sigma^{\theta\theta}(R, t) = 0$, and the only non-zero stress component is σ^{zz} , which reads ³⁷

$$\begin{aligned}\hat{\sigma}^{zz}(R, t) = & 2 \left[\lambda^2(t) - \frac{1}{\lambda(t)} \right] \bar{\Psi}_1 + 2 \left[\lambda(t) - \frac{1}{\lambda^2(t)} \right] \bar{\Psi}_2 \\ & + 2 \left[\frac{\lambda^2(t)}{\lambda_v^2(R, t)} - \frac{\lambda_v(R, t)}{\lambda(t)} \right] \tilde{\Psi}_1 + 2 \left[\frac{\lambda(t)}{\lambda_v(R, t)} - \frac{\lambda_v^2(R, t)}{\lambda^2(t)} \right] \tilde{\Psi}_2.\end{aligned}\quad (5.27)$$

The force at the two ends of the bar ($Z = 0, L$) is written as

$$F(t) = 2\pi \int_0^{r(R_0)} \sigma^{zz}(R, t) r dr = 2\pi \int_0^{R_0} \hat{\sigma}^{zz}(R, t) \lambda^{-1}(t) R dR, \quad (5.28)$$

which is expanded to read

$$\begin{aligned}& 2 \left[\lambda(t) - \frac{1}{\lambda^2(t)} \right] \int_0^{R_0} R \bar{\Psi}_1 dR + 2 \left[1 - \frac{1}{\lambda^3(t)} \right] \int_0^{R_0} R \bar{\Psi}_2 dR \\ & + 2 \int_0^{R_0} R \left[\frac{\lambda(t)}{\lambda_v^2(R, t)} - \frac{\lambda_v(R, t)}{\lambda^2(t)} \right] \tilde{\Psi}_1 dR + 2 \int_0^{R_0} R \left[\frac{1}{\lambda_v(R, t)} - \frac{\lambda_v^2(R, t)}{\lambda^3(t)} \right] \tilde{\Psi}_2 dR = \frac{F(t)}{2\pi}.\end{aligned}\quad (5.29)$$

Example 5.1. In this example we assume a neo-Hookean viscoelastic solid

$$\Psi_{\text{EQ}} = \bar{\Psi}(I_1, I_2) = \frac{\mu}{2}(I_1 - 3), \quad \Psi_{\text{NEQ}} = \tilde{\Psi}(\bar{I}_1, \bar{I}_2) = \frac{\mu_e}{2}(\bar{I}_1 - 3). \quad (5.30)$$

Thus, $\bar{\Psi}_1 = \frac{1}{2}\mu$, $\tilde{\Psi}_1 = \frac{1}{2}\mu_e$, and $\bar{\Psi}_2 = \tilde{\Psi}_2 = 0$. The kinetic equation is then simplified to read

$$\left[2\eta_1 + \eta_2 + \eta_3 - 4\eta_1 \lambda_v^{\frac{3}{2}} + 2(\eta_1 + \eta_2 + \eta_3) \lambda_v^3 \right] \lambda \dot{\lambda}_v = 2\mu_e (\lambda^3 - \lambda_v^3). \quad (5.31)$$

It is seen that the ODE governing the time evolution of $\lambda_v(R, t)$ does not depend on R ; and since the initial condition $\lambda_v(R, 0) = 1$ does not depend on R either, it follows that λ_v does not depend on R , i.e., $\lambda_v = \lambda_v(t)$. By inspection of the dimensional quantities involved in the problem at hand, one may identify $\tau = \eta_1/\mu$ as a viscoelastic dissipation characteristic time of (5.31) above and the resulting time evolution of the viscous deformation gradient $\bar{\mathbf{F}}(t)$. In this case, the only non-zero physical stress component is independent of R and reads

$$\hat{\sigma}^{zz}(t) = \mu \left(\lambda^2 - \frac{1}{\lambda} \right) + \mu_e \left(\frac{\lambda^2}{\lambda_v^2} - \frac{\lambda_v}{\lambda} \right). \quad (5.32)$$

Displacement-control loading. We start with a displacement-control loading. Let us assume a loading such that the longitudinal stretch has the following form

$$\lambda(t) = \begin{cases} 1 + (\lambda_0 - 1) \operatorname{erf} \left(\frac{t}{t_0} \right), & 0 \leq t \leq t_1, \\ \lambda(t_1) + \frac{1 - \lambda(t_1)}{2} \operatorname{erf} \left(\frac{t - t_1}{t_0} \right), & t_1 \leq t \leq t_2, \\ \lambda(t_2) + (1 - \lambda(t_2)) \operatorname{erf} \left(\frac{t - t_2}{t_0} \right), & t_2 \leq t \leq t_f, \end{cases} \quad (5.33)$$

where erf is the error function, t_0 is the loading characteristic time, $t_1 = 25t_0$, $t_2 = 50t_0$, $t_f = 75t_0$, and λ_0 is the stretch at large times $t_0 \ll t < t_1$. For a displacement-controlled loading, the following initial-value problem needs to be solved for λ_v :

$$\left[2\eta_1 + \eta_2 + \eta_3 - 4\eta_1 \lambda_v^{\frac{3}{2}} + 2(\eta_1 + \eta_2 + \eta_3) \lambda_v^3 \right] \lambda \dot{\lambda}_v = 2\mu_e (\lambda^3 - \lambda_v^3), \quad \lambda_v(0) = 1. \quad (5.34)$$

³⁷Note that the longitudinal physical component of stress is given by $\hat{\sigma}^{zz}(R, t) = \sigma^{zz}(R, t)$.

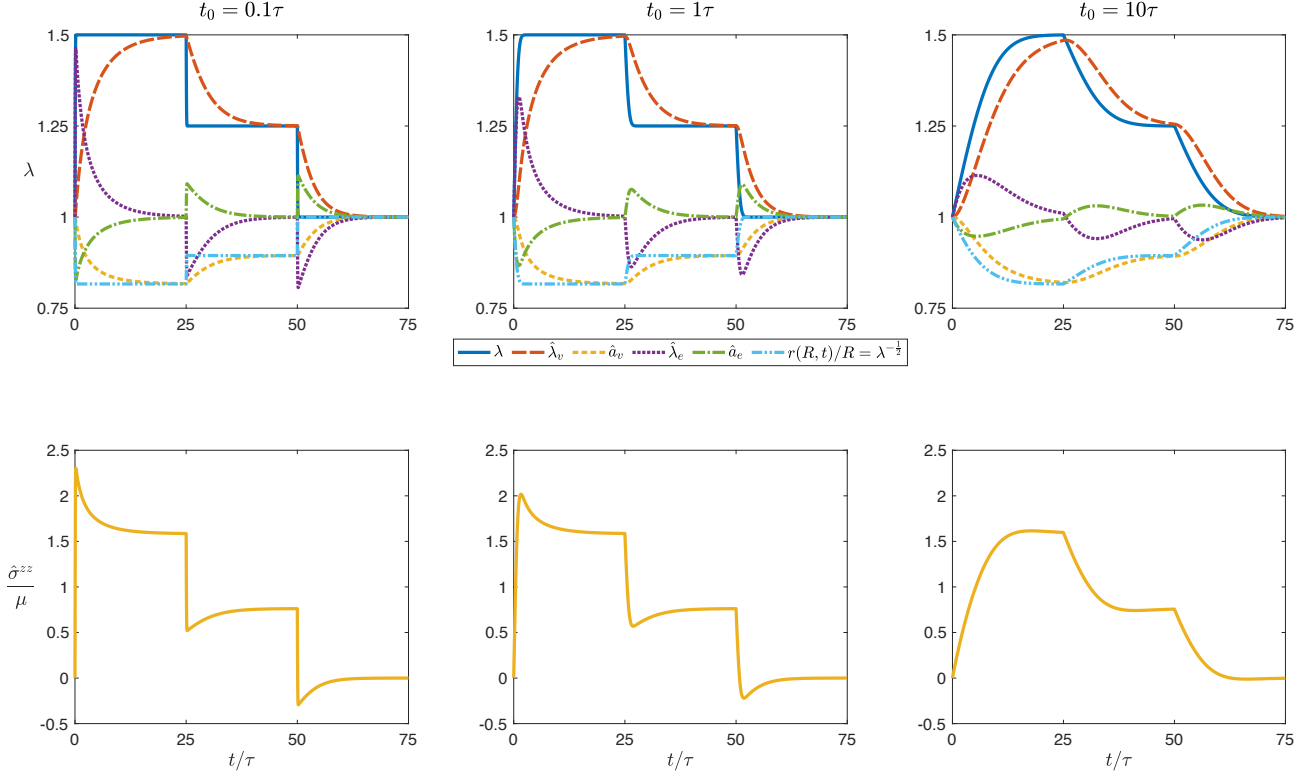


Figure 4: Numerical results for the time evolution of the strain and stress state of an isotropic neo-Hookean viscoelastic cylinder subject to displacement-control loading $\lambda(t)$ (5.33) with different characteristic times t_0 versus the viscoelastic dissipation characteristic time $\tau = \eta_1/\mu$ of the system.

Force-control loading. For a force-control loading, the force required to maintain the deformation is exactly $F(t)$ as in (5.28). In the case of a neo-Hookean solid, (5.29) is simplified to read

$$\frac{\mu R_0^2}{2} \left[\lambda(t) - \frac{1}{\lambda^2(t)} \right] + \frac{\mu_e R_0^2}{2} \left[\frac{\lambda(t)}{\lambda_v^2(t)} - \frac{\lambda_v(t)}{\lambda^2(t)} \right] = \frac{F(t)}{2\pi}. \quad (5.35)$$

Here, we assume the following loading

$$F(t) = \begin{cases} F_0 \operatorname{erf} \left(\frac{t}{t_0} \right), & 0 \leq t \leq t_1, \\ F_0 + \frac{F(t_1)}{2} \operatorname{erf} \left(\frac{t-t_1}{t_0} \right), & t_1 \leq t \leq t_2, \\ \frac{F_0}{2} - F(t_2) \operatorname{erf} \left(\frac{t-t_2}{t_0} \right), & t_2 \leq t \leq t_f, \end{cases} \quad (5.36)$$

where t_0 is the loading characteristic time, $t_1 = 25t_0$, $t_2 = 50t_0$, $t_f = 75t_0$, and F_0 is the force at large times $t_0 \ll t < t_1$. For a force-control loading, we solve the following initial-value problem for λ_v and λ :

$$\begin{cases} \frac{\mu R_0^2}{2} [\lambda(t) - \lambda^{-2}(t)] + \frac{\mu_e R_0^2}{2} \left[\frac{\lambda(t)}{\lambda_v^2(R, t)} - \frac{\lambda_v(R, t)}{\lambda^2(t)} \right] = \frac{F(t)}{2\pi}, & (5.37a) \\ [2\eta_1 + \eta_2 + \eta_3 - 4\eta_1 \lambda_v^{3/2} + 2(\eta_1 + \eta_2 + \eta_3) \lambda_v^3] \lambda \dot{\lambda}_v = 2\mu_e (\lambda^3 - \lambda_v^3), & (5.37b) \\ \lambda_v(0) = 1. & (5.37c) \end{cases}$$

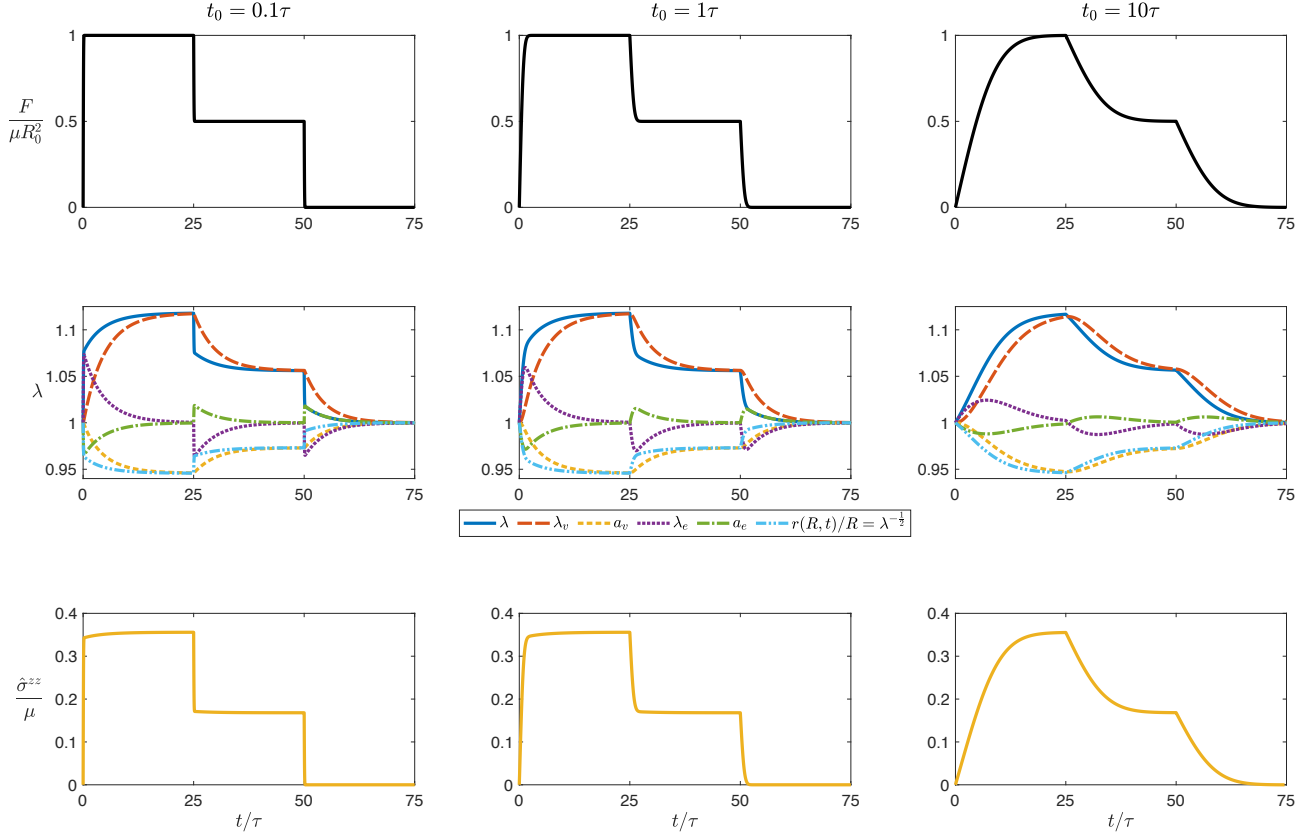


Figure 5: Numerical results for the time evolution of the strain and stress state of an isotropic neo-Hookean viscoelastic cylinder subject to force-control loading $F(t)$ (5.36) with different characteristic times t_0 versus the viscoelastic dissipation characteristic time $\tau = \eta_1/\mu$ of the system.

Numerical results. Let us consider a solid cylinder made of an isotropic neo-Hookean viscoelastic solid with $\mu_e = \mu/2$ and a dissipation potential of the form (5.6) such that $\eta_1 = \eta_2 = \eta_3/2$. In this example, an explicit finite difference scheme has been used to numerically solve the governing equations.

Let us first look at the displacement-control loading case as we subject the structure to the longitudinal loading $\lambda(t)$ (5.33) with $\lambda_0 = 1.5$. We numerically solve the displacement-control governing equation (5.34) assuming different loading characteristic times t_0 , respectively smaller, equal, and larger than the characteristic time of the viscoelastic cylinder. In Fig. 4, we plot the profile of the given displacement-control loading $\lambda(t)$ and the resulting evolution of the kinematic quantities λ_v , a_v , λ_e , a_e , and the outer radius r at $R = R_0$ as well as the longitudinal physical stress component. As the cylinder is subjected to a longitudinal stretch load in three stages—loading followed by partial unloading and then full unloading—we observe in each of the stages that the cylinder experiences stress relaxation: The cylinder first experiences an instantaneous fast elastic stress response followed by slow stress relaxation (decrease in the loading stage and increase in the unloading stages) under a constant imposed displacement. Note, however, that this is not observed for $t_0 = 10\tau$, since the loading does not reach a steady state of constant λ .

Next, we look at the force-control loading case as we subject the structure to the force loading $F(t)$ (5.36) with $F_0 = \mu R_0^2$. We numerically solve the force-control governing equation (5.37) assuming different loading characteristic times t_0 , respectively smaller, equal, and larger than the characteristic time of the viscoelastic cylinder. In Fig. 5, we plot the profile of the given force-control loading $F(t)$ and the resulting evolution of the kinematic quantities λ_v , a_v , λ_e , a_e , and the outer radius r at $R = R_0$ as well as the longitudinal physical stress component. As the cylinder is subjected to an axial force in three stages—loading followed by partial unloading and then full unloading—we observe in each of the stages that the cylinder experiences creep: The cylinder first experiences a fast elastic deformation but continues to slowly deform even as the force reaches a steady state.

In both cases, we observe that the cross section shrinks as the cylinder is loaded and expands back again as the cylinder is unloaded. Interestingly, and in both loading cases, the elastic deformation gradient features what seems akin to a strain relaxation as its physical components experience a fast elastic response followed by a slower relaxation under constant loading towards its initial value at the unloaded state. However, the viscous deformation gradient experiences what is akin to creep as it undergoes a fast response followed by a slow evolution towards matching the total deformation gradient $\hat{\mathbf{F}}$ at large times under constant loading— $\hat{\lambda}_v$ approaches λ and $\hat{a}_v = \hat{b}_v$ approaches $\hat{F}^r_R = \hat{F}^\theta_\Theta = \lambda^{-\frac{1}{2}}$. That is, at large times under constant loading in each of the three loading stages, we have $\hat{\mathbf{F}} = \mathbf{I}$, and $\hat{\mathbf{F}} = \mathbf{F}$ as previously discussed in Remark 3.4.

5.3 Example 2: Finite torsion of an incompressible transversely isotropic circular cylindrical bar

Kinematics. Let us consider a solid circular cylindrical bar that in its undeformed configuration has radius R_0 and length L_0 . In this example we assume that the cylindrical bar is transversely isotropic with helical material preferred directions. One can think of this bar as being a homogeneous isotropic solid cylinder reinforced by helical fibers. More precisely, for fixed $R \in (0, R_0]$ it is assumed that fibers are along a family of helices tangent to the fiber direction $\mathbf{N} = \mathbf{N}(R, \Theta)$. Recall that in cylindrical coordinates, the tangent to a helix has a vanishing radial coordinate. Let us denote by $\gamma(R)$ the angle that $\mathbf{N}(R, \Theta)$ makes with $\mathbf{E}_\Theta(\Theta) = \frac{\partial}{\partial \Theta}$.³⁸ Thus, $\mathbf{N}(R, \Theta) = \cos \gamma(R)/R \mathbf{E}_\Theta(\Theta) + \sin \gamma(R) \mathbf{E}_Z$, where $\mathbf{E}_Z = \frac{\partial}{\partial Z}$.

Given the helical symmetry of the problem, we assume the following deformation ansatz

$$r = r(R, t), \quad \theta = \Theta + \psi(t)Z, \quad z = \lambda(t)Z, \quad (5.38)$$

where $\psi(t)$ is the twist per unit length, and $\lambda(t)$ is the axial stretch. In a twist-force-control loading, the twist $\psi(t)$ and force $F(t)$ are prescribed, while $\lambda(t)$ is an unknown. In a torque-force-control loading, the torque $T(t)$ and force $F(t)$ are prescribed, and both $\psi(t)$ and $\lambda(t)$ are unknown functions.³⁹ The deformation gradient reads

$$\mathbf{F} = \mathbf{F}(R, t) = \begin{bmatrix} r'(R, t) & 0 & 0 \\ 0 & 1 & \psi(t) \\ 0 & 0 & \lambda(t) \end{bmatrix}, \quad (5.39)$$

³⁸Let us recall that \mathbf{N} is a \mathbf{G} -unit vector, i.e., $N^A N^B G_{AB} = R^2(N^\Theta)^2 + (N^Z)^2 = 1$ and this is why the $\frac{1}{R}$ factor shows up in the Θ -component.

³⁹The other two possible loadings are twist-displacement and torque-displacement-control loadings that we will not consider in our numerical examples.

where $r'(R, t) = \frac{\partial r(R, t)}{\partial R}$. The incompressibility implies that

$$J = \sqrt{\frac{\det \mathbf{g}}{\det \mathbf{G}}} \det \mathbf{F} = \frac{\lambda(t) r(R, t) r'(R, t)}{R} = 1. \quad (5.40)$$

Assuming that $r(0, t) = 0$, one obtains $r(R, t) = \frac{R}{\sqrt{\lambda(t)}}$. In terms of its physical components, the deformation gradient reads

$$\hat{\mathbf{F}} = \hat{\mathbf{F}}(R, t) = \begin{bmatrix} \frac{1}{\sqrt{\lambda(t)}} & 0 & 0 \\ 0 & \frac{1}{\sqrt{\lambda(t)}} & \frac{R\psi(t)}{\sqrt{\lambda(t)}} \\ 0 & 0 & \lambda(t) \end{bmatrix}. \quad (5.41)$$

We again use a semi-inverse method and assume that the viscous deformation gradient has the following form

$$\overset{v}{\mathbf{F}} = \overset{v}{\mathbf{F}}(R, t) = \begin{bmatrix} a_v(R, t) & 0 & 0 \\ 0 & b_v(R, t) & \psi_v(R, t) \\ 0 & 0 & \lambda_v(R, t) \end{bmatrix}. \quad (5.42)$$

Incompressibility of the local viscous deformation implies that $a_v(R, t) b_v(R, t) \lambda_v(R, t) = 1$. The physical components of the viscous deformation gradient read

$$\hat{a}_v(R, t) = a_v(R, t), \quad \hat{b}_v(R, t) = b_v(R, t) = \frac{1}{a_v(R, t) \lambda_v(R, t)}, \quad \hat{\lambda}_v(R, t) = \lambda_v(R, t), \quad \hat{\psi}_v(R, t) = \psi_v(R, t). \quad (5.43)$$

For torque-force-control loadings the unknown fields of the problem are $\lambda(t)$, $\psi(t)$, $a_v(R, t)$, $\psi_v(R, t)$, and $\lambda_v(R, t)$, while for twist-force-control loadings, $\psi(t)$ is prescribed and the unknown fields are $\lambda(t)$, $a_v(R, t)$, $\psi_v(R, t)$, and $\lambda_v(R, t)$. In this problem the elastic deformation gradient has the following form

$$\overset{e}{\mathbf{F}} = \overset{e}{\mathbf{F}}(R, t) = \begin{bmatrix} a_e(R, t) & 0 & 0 \\ 0 & b_e(R, t) & \psi_e(R, t) \\ 0 & 0 & \lambda_e(R, t) \end{bmatrix}. \quad (5.44)$$

Knowing that $\mathbf{F} = \overset{e}{\mathbf{F}} \overset{v}{\mathbf{F}}$ implies that

$$\overset{e}{\mathbf{F}} = \overset{e}{\mathbf{F}}(R, t) = \begin{bmatrix} \frac{1}{\sqrt{\lambda(t) a_v(R, t)}} & 0 & 0 \\ 0 & a_v(R, t) \lambda_v(R, t) & \frac{\psi(t)}{\lambda_v(R, t)} - \psi_v(R, t) a_v(R, t) \\ 0 & 0 & \frac{\lambda(t)}{\lambda_v(R, t)} \end{bmatrix}. \quad (5.45)$$

The physical components read

$$\begin{aligned} \hat{a}_e(R, t) &= \frac{1}{\lambda^{\frac{1}{2}}(t) a_v(R, t)}, & \hat{b}_e(R, t) &= \frac{a_v(R, t) \lambda_v(R, t)}{\lambda^{\frac{1}{2}}(t)}, \\ \hat{\lambda}_e(R, t) &= \frac{\lambda(t)}{\lambda_v(R, t)}, & \hat{\psi}_e(R, t) &= \frac{R\psi(t)}{\lambda^{\frac{1}{2}}(t) \lambda_v(R, t)} - \frac{R\psi_v(R, t) a_v(R, t)}{\lambda^{\frac{1}{2}}(t)}. \end{aligned} \quad (5.46)$$

Remark 5.2. Notice that \mathbf{F} is homogeneous. However, $\overset{v}{\mathbf{F}}$, and consequently $\overset{e}{\mathbf{F}}$, is not compatible, in general, because

$$\overset{v}{\mathbf{F}}^2_{2,1} - \overset{v}{\mathbf{F}}^2_{1,2} = \frac{\partial b_v(R, t)}{\partial R}, \quad \overset{v}{\mathbf{F}}^2_{3,1} - \overset{v}{\mathbf{F}}^2_{1,3} = \frac{\partial \psi_v(R, t)}{\partial R}, \quad \overset{v}{\mathbf{F}}^3_{3,1} - \overset{v}{\mathbf{F}}^3_{1,3} = \frac{\partial \lambda_v(R, t)}{\partial R}. \quad (5.47)$$

This implies that $\overset{v}{\mathbf{F}}$ is compatible if and only if

$$\frac{\partial b_v(R, t)}{\partial R} = \frac{\partial \psi_v(R, t)}{\partial R} = \frac{\partial \lambda_v(R, t)}{\partial R} = 0. \quad (5.48)$$

Stress and equilibrium equations. The principal invariants read

$$\begin{aligned}
I_1 &= \lambda^2(t) + \frac{2}{\lambda(t)} + \frac{R^2\psi^2(t)}{\lambda(t)}, \quad I_2 = 2\lambda(t) + \frac{1}{\lambda^2(t)} + \frac{R^2\psi^2(t)}{\lambda^2(t)} \\
I_4 &= \frac{\cos^2 \gamma + \sin^2 \gamma (\lambda^3 + R^2\psi^2) + R\psi \sin 2\gamma}{\lambda} \\
I_5 &= \lambda^4 \sin^2 \gamma + \frac{(\cos \gamma + R\psi \sin \gamma) [R\psi \sin \gamma (2\lambda^3 + R^2\psi^2 + 1) + \cos \gamma (R^2\psi^2 + 1)]}{\lambda^2}.
\end{aligned} \tag{5.49}$$

The non-zero physical components of the Cauchy stress are $\hat{\sigma}^{rr} = \sigma^{rr}$, $\hat{\sigma}^{\theta\theta} = r^2 \sigma^{\theta\theta}$, $\hat{\sigma}^{zz} = \sigma^{zz}$, and $\hat{\sigma}^{\theta z} = r \sigma^{\theta z}$. The diagonal components read

$$\hat{\sigma}^{rr}(R, t) = -p + \frac{2\bar{\Psi}_1}{\lambda} - 2\lambda \bar{\Psi}_2 + \frac{2\tilde{\Psi}_1}{\lambda a_v^2} - 2\tilde{\Psi}_2 \lambda a_v^2, \tag{5.50}$$

$$\begin{aligned}
\hat{\sigma}^{\theta\theta}(R, t) &= -p + 2\frac{1 + R^2\psi^2}{\lambda} \bar{\Psi}_1 - 2\lambda \bar{\Psi}_2 + \frac{2(\cos \gamma + R\psi \sin \gamma)^2}{\lambda} \bar{\Psi}_4 \\
&+ \frac{4(\cos \gamma + R\psi \sin \gamma) [R\psi (\lambda^3 + R^2\psi^2 + 1) \sin \gamma + (R^2\psi^2 + 1) \cos \gamma]}{\lambda^2} \bar{\Psi}_5, \\
&+ \frac{2 [a_v \lambda_v (a_v (R^2 \lambda_v \psi_v^2 + \lambda_v^3) - 2R^2 \psi \psi_v) + R^2 \psi^2]}{\lambda \lambda_v^2} \tilde{\Psi}_1 \\
&- \frac{2\lambda}{a_v^2 \lambda_v^2} \tilde{\Psi}_2 + \frac{2 [a_v \lambda_v (\lambda_v \cos \gamma - R\psi_v \sin \gamma) + R\psi \sin \gamma]^2}{\lambda \lambda_v^2} \tilde{\Psi}_4 \\
&+ \frac{4}{\lambda^2 \lambda_v^4} (a_v \lambda_v (\cos \gamma \lambda_v - R \sin \gamma \psi_v) + R\psi \sin \gamma) \\
&\times \left\{ (R \sin \gamma (\psi - a_v \lambda_v \psi_v) [a_v \lambda_v (a_v (R^2 \lambda_v \psi_v^2 + \lambda_v^3) - 2R^2 \psi \psi_v) + \lambda^3 + R^2 \psi^2] \right. \\
&\quad \left. + a_v \cos \gamma \lambda_v^2 (a_v \lambda_v (a_v (R^2 \lambda_v \psi_v^2 + \lambda_v^3) - 2R^2 \psi \psi_v) + R^2 \psi^2) \right\} \tilde{\Psi}_5,
\end{aligned} \tag{5.51}$$

and

$$\begin{aligned}
\hat{\sigma}^{zz}(R, t) &= -p + 2\lambda^2 \bar{\Psi}_1 - \frac{2(R^2\psi^2 + 1)}{\lambda^2} \bar{\Psi}_2 + 2\lambda^2 \sin^2 \gamma \bar{\Psi}_4 \\
&+ 4\lambda \sin \gamma [\lambda^3 \sin \gamma + R\psi (\cos \gamma + R\psi \sin \gamma)] \bar{\Psi}_5 + \frac{2\lambda^2}{\lambda_v^2} \tilde{\Psi}_1 \\
&- \frac{2(a_v \lambda_v (a_v (R^2 \lambda_v \psi_v^2 + \lambda_v^3) - 2R^2 \psi \psi_v) + R^2 \psi^2)}{\lambda^2 a_v^2 \lambda_v^2} \tilde{\Psi}_2 + \frac{2\lambda^2 \sin^2 \gamma}{\lambda_v^2} \tilde{\Psi}_4 \\
&+ \frac{4\lambda \sin \gamma}{\lambda_v^4} \{ R a_v \lambda_v [R \sin \gamma \psi_v (a_v \lambda_v \psi_v - 2\psi) + \cos \gamma \lambda_v (\psi - a_v \lambda_v \psi_v)] + \sin \gamma (\lambda^3 + R^2 \psi^2) \} \tilde{\Psi}_5.
\end{aligned} \tag{5.52}$$

The only non-zero shear stress is

$$\begin{aligned}
\hat{\sigma}^{\theta z}(R, t) = & 2R\sqrt{\lambda}\psi \bar{\Psi}_1 + \frac{2R\psi}{\sqrt{\lambda}} \bar{\Psi}_2 + 2\sqrt{\lambda} \sin \gamma (\cos \gamma + R\psi \sin \gamma) \bar{\Psi}_4 \\
& + \frac{\sin 2\gamma (\lambda^3 + 3R^2\psi^2 + 1) - 2R\psi \cos 2\gamma (\lambda^3 + R^2\psi^2) + 2R\psi (\lambda^3 + R^2\psi^2 + 1)}{\sqrt{\lambda}} \bar{\Psi}_5 \\
& + \frac{2R\sqrt{\lambda}(\psi - a_v\lambda_v\psi_v)}{\lambda_v^2} \tilde{\Psi}_1 + \frac{2R(\psi - a_v\lambda_v\psi_v)}{\sqrt{\lambda}a_v^2\lambda_v^2} \tilde{\Psi}_2 + \frac{2\sqrt{\lambda} \sin \gamma (a_v\lambda_v (\cos \gamma \lambda_v - R \sin \gamma \psi_v) + R\psi \sin \gamma)}{\lambda_v^2} \tilde{\Psi}_4 \\
& + \frac{1}{\sqrt{\lambda}\lambda_v^4} \left\{ 2a_v \sin \gamma \lambda_v (\lambda^3 + 3R^2\psi^2) (\cos \gamma \lambda_v - 2R \sin \gamma \psi_v) \right. \\
& \quad + 2R\psi a_v^2\lambda_v^2 (6R^2 \sin^2 \gamma \psi_v^2 - 3R \sin 2\gamma \lambda_v \psi_v + \lambda_v^2) \\
& \quad + a_v^3\lambda_v^3 (-4R^3 \sin^2 \gamma \psi_v^3 + 3R^2 \sin 2\gamma \lambda_v \psi_v^2 - 2R\lambda_v^2\psi_v + \sin 2\gamma \lambda_v^3) \\
& \quad \left. + 4R\psi \sin^2 \gamma (\lambda^3 + R^2\psi^2) \right\} \tilde{\Psi}_5.
\end{aligned} \tag{5.53}$$

The only nontrivial equilibrium equation is $\sigma^{rr},_r + \frac{1}{r}\sigma^{rr} - r\sigma^{\theta\theta} = 0$. In terms of the referential coordinates this reads

$$\frac{\partial}{\partial R}\sigma^{rr}(R, t) = f(R, t), \tag{5.54}$$

where

$$\begin{aligned}
f(R, t) = & \frac{2R\psi^2}{\lambda} \bar{\Psi}_1 + \frac{2(\cos \gamma + R\psi \sin \gamma)^2}{\lambda R} \bar{\Psi}_4 \\
& + \frac{4(\cos \gamma + R\psi \sin \gamma) [R\psi \sin \gamma (\lambda^3 + R^2\psi^2 + 1) + \cos \gamma (R^2\psi^2 + 1)]}{\lambda^2 R} \bar{\Psi}_5 \\
& + 2 \frac{a_v^2 [a_v\lambda_v (a_v (R^2\lambda_v\psi_v^2 + \lambda_v^3) - 2R^2\psi\psi_v) + R^2\psi^2] - \lambda_v^2}{\lambda R a_v^2 \lambda_v^2} \tilde{\Psi}_1 \\
& + \frac{2\lambda (a_v^4\lambda_v^2 - 1)}{R a_v^2 \lambda_v^2} \tilde{\Psi}_2 + \frac{2(a_v\lambda_v (\cos \gamma \lambda_v - R \sin \gamma \psi_v) + R\psi \sin \gamma)^2}{\lambda R \lambda_v^2} \tilde{\Psi}_4 \\
& + \frac{4[a_v\lambda_v (\cos \gamma \lambda_v - R \sin \gamma \psi_v) + R\psi \sin \gamma]}{\lambda^2 R \lambda_v^4} \left\{ R \sin \gamma (\psi - a_v\lambda_v\psi_v) \right. \\
& \quad \times [a_v\lambda_v (a_v (R^2\lambda_v\psi_v^2 + \lambda_v^3) - 2R^2\psi\psi_v) + \lambda^3 + R^2\psi^2] \\
& \quad \left. + a_v \cos \gamma \lambda_v^2 (a_v\lambda_v (a_v (R^2\lambda_v\psi_v^2 + \lambda_v^3) - 2R^2\psi\psi_v) + R^2\psi^2) \right\} \tilde{\Psi}_5.
\end{aligned} \tag{5.55}$$

Assuming that the boundary cylinder is traction free, i.e., $\sigma^{rr}(R_0, t) = 0$, one obtains

$$\sigma^{rr}(R, t) = - \int_R^{R_0} f(\xi, t) d\xi. \tag{5.56}$$

This, in particular, implies that

$$-p = - \int_R^{R_0} f(\xi, t) d\xi - \frac{2\bar{\Psi}_1}{\lambda} + 2\lambda \bar{\Psi}_2 - \frac{2\tilde{\Psi}_1}{\lambda a_v^2} + 2\tilde{\Psi}_2 \lambda a_v^2. \tag{5.57}$$

The normal stress components $\hat{\sigma}^{\theta\theta}$ and $\hat{\sigma}^{zz}$ are now simplified to read

$$\begin{aligned}
\hat{\sigma}^{\theta\theta}(R, t) = & - \int_R^{R_0} f(\xi, t) d\xi + \frac{2R^2\psi^2}{\lambda} \bar{\Psi}_1 + \frac{2(\cos \gamma + R\psi \sin \gamma)^2}{\lambda} \bar{\Psi}_4 \\
& + \frac{4(\cos \gamma + R\psi \sin \gamma) [R\psi \sin \gamma (\lambda^3 + R^2\psi^2 + 1) + \cos \gamma (R^2\psi^2 + 1)]}{\lambda^2} \bar{\Psi}_5 \\
& + \frac{2(R^2a_v^4\lambda_v^2\psi_v^2 - 2R^2\psi a_v^3\lambda_v\psi_v + R^2\psi^2a_v^2 + a_v^4\lambda_v^4 - \lambda_v^2)}{\lambda a_v^2\lambda_v^2} \tilde{\Psi}_1 \\
& + \frac{2\lambda(a_v^4\lambda_v^2 - 1)}{a_v^2\lambda_v^2} \tilde{\Psi}_2 + \frac{2[a_v\lambda_v(\cos \gamma\lambda_v - R\sin \gamma\psi_v) + R\psi \sin \gamma]^2}{\lambda\lambda_v^2} \tilde{\Psi}_4 \\
& + \frac{4}{\lambda^2\lambda_v^4} (a_v\lambda_v(\cos \gamma\lambda_v - R\sin \gamma\psi_v) + R\psi \sin \gamma) \\
& \times \left\{ (R\sin \gamma(\psi - a_v\lambda_v\psi_v) [a_v\lambda_v(a_v(R^2\lambda_v\psi_v^2 + \lambda_v^3) - 2R^2\psi\psi_v) + \lambda^3 + R^2\psi^2] \right. \\
& \left. + a_v\cos \gamma\lambda_v^2(a_v\lambda_v(a_v(R^2\lambda_v\psi_v^2 + \lambda_v^3) - 2R^2\psi\psi_v) + R^2\psi^2)) \right\} \tilde{\Psi}_5,
\end{aligned} \tag{5.58}$$

and

$$\begin{aligned}
\hat{\sigma}^{zz}(R, t) = & - \int_R^{R_0} f(\xi, t) d\xi + 2\left(\lambda^2 - \frac{1}{\lambda}\right) \bar{\Psi}_1 + \frac{2}{\lambda^2} (\lambda^3 - R^2\psi^2 - 1) \bar{\Psi}_2 \\
& + 2\lambda^2 \sin^2 \gamma \bar{\Psi}_4 + 4\lambda \sin \gamma [\lambda^3 \sin \gamma + R\psi(\cos \gamma + R\psi \sin \gamma)] \bar{\Psi}_5 + 2\frac{\lambda^3 a_v^2 - \lambda_v^2}{\lambda \lambda_v^2 a_v} \tilde{\Psi}_1 \\
& + 2\frac{-R^2 a_v^2 \lambda_v^2 \psi_v^2 + 2R^2 \psi a_v \lambda_v \psi_v + \lambda^3 a_v^4 \lambda_v^2 - a_v^2 \lambda_v^4 - R^2 \psi^2}{\lambda^2 a_v^2 \lambda_v^2} \tilde{\Psi}_2 + \frac{2\lambda^2 \sin^2 \gamma}{\lambda_v^2} \tilde{\Psi}_4 \\
& + \frac{4\lambda \sin \gamma}{\lambda_v^4} [Ra_v\lambda_v(R\sin \gamma\psi_v(a_v\lambda_v\psi_v - 2\psi) + \cos \gamma\lambda_v(\psi - a_v\lambda_v\psi_v)) + \sin \gamma(\lambda^3 + R^2\psi^2)] \tilde{\Psi}_5.
\end{aligned} \tag{5.59}$$

For a force-control loading at the two ends of the bar ($Z = 0, L$), the axial force and torque required to maintain the deformation are calculated as

$$\begin{aligned}
F(t) &= 2\pi \int_0^{R_0} P^{zZ}(R, t) R dR = 0, \\
T(t) &= 2\pi \int_0^{R_0} \bar{P}^{\theta Z}(R, t) R^2 dR = 2\pi \int_0^{R_0} P^{\theta Z}(R, t) r(R, t) R^2 dR,
\end{aligned} \tag{5.60}$$

where $\bar{P}^{zZ} = P^{zZ}$ is the zZ -component of the first Piola-Kirchhoff stress and $\bar{P}^{\theta Z} = rP^{\theta Z}$ is the physical θZ component of the first Piola-Kirchhoff stress. Recall the relation $\mathbf{P} = J\boldsymbol{\sigma}\mathbf{F}^{-*}$, or in components, $P^{aA} = J\sigma^{ab}F^{-A}_b$. Thus, $P^{zZ} = \lambda^{-1}\sigma^{zz}$ and $P^{\theta Z} = \lambda^{-1}\sigma^{\theta z}$, and hence

$$\begin{aligned}
\bar{P}^{zZ}(R, t) = & - \frac{1}{\lambda} \int_R^{R_0} f(\xi, t) d\xi + 2\left(\lambda - \frac{1}{\lambda^2}\right) \bar{\Psi}_1 + \frac{2}{\lambda^3} (\lambda^3 - R^2\psi^2 - 1) \bar{\Psi}_2 \\
& + 2\lambda \sin^2 \gamma \bar{\Psi}_4 + 4\lambda \sin \gamma [\lambda^3 \sin \gamma + R\psi(\cos \gamma + R\psi \sin \gamma)] \bar{\Psi}_5 + 2\frac{\lambda^3 a_v^2 - \lambda_v^2}{\lambda^2 \lambda_v^2 a_v} \tilde{\Psi}_1 \\
& + 2\frac{-R^2 a_v^2 \lambda_v^2 \psi_v^2 + 2R^2 \psi a_v \lambda_v \psi_v + \lambda^3 a_v^4 \lambda_v^2 - a_v^2 \lambda_v^4 - R^2 \psi^2}{\lambda^3 a_v^2 \lambda_v^2} \tilde{\Psi}_2 + \frac{2\lambda \sin^2 \gamma}{\lambda_v^2} \tilde{\Psi}_4 \\
& + \frac{4\lambda \sin \gamma}{\lambda_v^4} \left\{ Ra_v\lambda_v [R\sin \gamma\psi_v(a_v\lambda_v\psi_v - 2\psi) + \cos \gamma\lambda_v(\psi - a_v\lambda_v\psi_v)] + \sin \gamma(\lambda^3 + R^2\psi^2) \right\} \tilde{\Psi}_5,
\end{aligned} \tag{5.61}$$

and

$$\begin{aligned}
\bar{P}^{\theta Z}(R, t) = & \frac{2R\psi}{\lambda^{\frac{1}{2}}}\bar{\Psi}_1 + \frac{2R\psi}{\lambda^{\frac{3}{2}}}\bar{\Psi}_2 + \frac{2\sin\gamma(\cos\gamma + R\psi\sin\gamma)}{\lambda^{\frac{1}{2}}}\bar{\Psi}_4 \\
& + \frac{\sin 2\gamma(\lambda^3 + 3R^2\psi^2 + 1) - 2R\psi\cos 2\gamma(\lambda^3 + R^2\psi^2) + 2R\psi(\lambda^3 + R^2\psi^2 + 1)}{\lambda^{\frac{3}{2}}}\bar{\Psi}_5 \\
& + \frac{2R(\psi - a_v\lambda_v\psi_v)}{\lambda^{\frac{1}{2}}\lambda_v^2}\tilde{\Psi}_1 + \frac{2R(\psi - a_v\lambda_v\psi_v)}{\lambda^{\frac{3}{2}}a_v^2\lambda_v^2}\tilde{\Psi}_2 \\
& + \frac{2\sin\gamma[a_v\lambda_v(\lambda_v\cos\gamma - R\psi_v\sin\gamma) + R\psi\sin\gamma]}{\lambda^{\frac{1}{2}}\lambda_v^2}\tilde{\Psi}_4 \\
& + \frac{1}{\lambda^{\frac{3}{2}}\lambda_v^4}\left\{2a_v\lambda_v(\lambda^3 + 3R^2\psi^2)(\lambda_v\cos\gamma - 2R\psi_v\sin\gamma)\sin\gamma\right. \\
& \quad + 2R\psi a_v^2\lambda_v^2(6R^2\psi_v^2\sin^2\gamma - 3R\lambda_v\psi_v\sin 2\gamma + \lambda_v^2) \\
& \quad + a_v^3\lambda_v^3(-4R^3\psi_v^3\sin^2\gamma + 3R^2\lambda_v\psi_v^2\sin 2\gamma - 2R\lambda_v^2\psi_v + \lambda_v^3\sin 2\gamma) \\
& \quad \left. + 4R\psi(\lambda^3 + R^2\psi^2)\sin^2\gamma\right\}\tilde{\Psi}_5.
\end{aligned} \tag{5.62}$$

Kinetic equations. The three kinetic equations for \dot{a}_v , $\dot{\lambda}_v$, and $\dot{\psi}_v$ are written as

$$\begin{cases} \frac{\partial\phi}{\partial\dot{a}_v} + \frac{\partial\tilde{I}_1}{\partial a_v}\tilde{\Psi}_1 + \frac{\partial\tilde{I}_2}{\partial a_v}\tilde{\Psi}_2 + \frac{\partial\tilde{I}_4}{\partial a_v}\tilde{\Psi}_4 + \frac{\partial\tilde{I}_5}{\partial a_v}\tilde{\Psi}_5 = 0, \\ \frac{\partial\phi}{\partial\dot{\lambda}_v} + \frac{\partial\tilde{I}_1}{\partial \lambda_v}\tilde{\Psi}_1 + \frac{\partial\tilde{I}_2}{\partial \lambda_v}\tilde{\Psi}_2 + \frac{\partial\tilde{I}_4}{\partial \lambda_v}\tilde{\Psi}_4 + \frac{\partial\tilde{I}_5}{\partial \lambda_v}\tilde{\Psi}_5 = 0, \\ \frac{\partial\phi}{\partial\dot{\psi}_v} + \frac{\partial\tilde{I}_1}{\partial \psi_v}\tilde{\Psi}_1 + \frac{\partial\tilde{I}_2}{\partial \psi_v}\tilde{\Psi}_2 + \frac{\partial\tilde{I}_4}{\partial \psi_v}\tilde{\Psi}_4 + \frac{\partial\tilde{I}_5}{\partial \psi_v}\tilde{\Psi}_5 = 0. \end{cases} \tag{5.63}$$

Example 5.2. For the numerical examples we consider the following incompressible neo-Hookean reinforced model:

$$\Psi_{\text{EQ}} = \bar{\Psi}(I_1, I_4) = \frac{\mu}{2}(I_1 - 3) + \frac{\mu_1}{2}(I_4 - 1)^2, \quad \Psi_{\text{NEQ}} = \tilde{\Psi}(\tilde{I}_1, \tilde{I}_4) = \frac{\mu_e}{2}(\tilde{I}_1 - 3) + \frac{\mu_{e1}}{2}(\tilde{I}_4 - 1)^2, \tag{5.64}$$

where μ_1 , and, μ_{e1} are positive constants. Thus, $\bar{\Psi}_1 = \frac{\mu}{2}$, $\bar{\Psi}_2 = 0$, $\bar{\Psi}_4 = \mu_1(I_4 - 1)$, $\bar{\Psi}_5 = 0$, $\tilde{\Psi}_1 = \frac{\mu_e}{2}$, $\tilde{\Psi}_2 = 0$, $\tilde{\Psi}_4 = \mu_{e1}(\tilde{I}_4 - 1)$, $\tilde{\Psi}_5 = 0$. For this material

$$\begin{aligned}
f(R, t) = & \frac{R\psi^2}{\lambda}\mu + \frac{2(\cos\gamma + R\psi\sin\gamma)^2}{\lambda R}\mu_1(I_4 - 1) \\
& + \frac{a_v^2(a_v\lambda_v(a_v(R^2\lambda_v\psi_v^2 + \lambda_v^3) - 2R^2\psi\psi_v) + R^2\psi^2) - \lambda_v^2}{\lambda R a_v^2\lambda_v^2}\mu_e \\
& + \frac{2(a_v\lambda_v(\cos\gamma\lambda_v - R\sin\gamma\psi_v) + R\psi\sin\gamma)^2}{\lambda R\lambda_v^2}\mu_{e1}(\tilde{I}_4 - 1).
\end{aligned} \tag{5.65}$$

Thus, the axial force and torque are written as

$$\begin{aligned}
\frac{F(t)}{2\pi} = & -\frac{1}{\lambda}\int_0^{R_0} R\int_R^{R_0} f(\xi, t)d\xi dR + \left(\lambda - \frac{1}{\lambda^2}\right)\frac{\mu}{2}R_0^2 + 2\mu_1\lambda\int_0^{R_0} R(I_4 - 1)\sin^2\gamma dR \\
& + \mu_e\int_0^{R_0} \frac{\lambda^3 a_v^2 - \lambda_v^2}{\lambda^2\lambda_v^2 a_v^2} R dR + 2\mu_{e1}\lambda\int_0^{R_0} (\tilde{I}_4 - 1)\frac{\sin^2\gamma}{\lambda_v^2} R dR,
\end{aligned} \tag{5.66a}$$

$$\begin{aligned}
\frac{T(t)}{2\pi} = & \frac{R_0^4\psi}{4\lambda^{\frac{1}{2}}}\mu + 2\mu_1\int_0^{R_0} (I_4 - 1)\frac{\sin\gamma(\cos\gamma + R\psi\sin\gamma)}{\lambda^{\frac{1}{2}}}R^2 dR + \mu_e\int_0^{R_0} \frac{R(\psi - a_v\lambda_v\psi_v)}{\lambda^{\frac{1}{2}}\lambda_v^2}R^2 dR \\
& + 2\mu_{e1}\int_0^{R_0} (\tilde{I}_4 - 1)\frac{\sin\gamma[a_v\lambda_v(\cos\gamma\lambda_v - R\sin\gamma\psi_v) + R\psi\sin\gamma]}{\lambda^{\frac{1}{2}}\lambda_v^2}R^2 dR.
\end{aligned} \tag{5.66b}$$

For the neo-Hookean material (5.64), the kinetic equations (5.63) simplify to read

$$\begin{aligned}
& \frac{a_v^4 \lambda^2 \lambda_v^3 (\eta_2 + \eta_3) + a_v^2 \lambda^2 \lambda_v^2 (a_v^2 \lambda_v - 1) \eta_1 - \lambda^2 \lambda_v (a_v^2 \lambda_v - 1) \eta_1 + \lambda^2 \lambda_v (\eta_2 + \eta_3)}{a_v^4 \lambda^2 \lambda_v^3} \dot{a}_v \\
& + \frac{a_v^2 \lambda^2 \lambda_v^2 (a_v^2 \lambda_v - 1) \eta_1 - a_v \lambda^2 (a_v^2 \lambda_v - 1) \eta_1 + a_v \lambda^2 (\eta_2 + \eta_3)}{a_v^4 \lambda^2 \lambda_v^3} \dot{\lambda}_v \\
& + \frac{a_v^4 \lambda_v^3 + \lambda_v (a_v^4 R^2 \psi_v^2 - 1) - a_v^3 R^2 \psi \psi_v}{a_v^3 \lambda \lambda_v} \mu_e \\
& + \frac{2(\lambda_v \cos \gamma - R \psi_v \sin \gamma) [a_v \lambda_v^2 \cos \gamma + R(\psi - a_v \lambda_v \psi_v) \sin \gamma]}{\lambda^2 \lambda_v^3} \\
& \times [a_v^2 \lambda_v^4 \cos^2 \gamma + (R^2(\psi - a_v \lambda_v \psi_v)^2 + \lambda^3) \sin^2 \gamma - \lambda_v^2 (a_v R(a_v \lambda_v \psi_v - \psi) \sin 2\gamma + \lambda)] \mu_{e1} = 0, \\
& \frac{a_v^2 \lambda^2 \lambda_v^3 (a_v \lambda_v^2 - 1) \eta_1 - \lambda^2 \lambda_v^2 (a_v \lambda_v^2 - 1) \eta_1 + \lambda^2 \lambda_v^2 (\eta_2 + \eta_3)}{a_v^3 \lambda^2 \lambda_v^5} \dot{a}_v \\
& + \frac{a_v^3 \lambda^2 \lambda_v^5 (\eta_2 + \eta_3) + a_v^2 \lambda^2 \lambda_v^3 (a_v \lambda_v^2 - 1) \eta_1 - a_v \lambda^2 \lambda_v (a_v \lambda_v^2 - 1) \eta_1 + a_v \lambda^2 \lambda_v (\eta_2 + \eta_3)}{a_v^3 \lambda^2 \lambda_v^5} \dot{\lambda}_v \\
& + \frac{a_v^2 \lambda_v^4 + a_v \lambda_v R^2 \psi \psi_v - \lambda^3 - R^2 \psi^2}{\lambda \lambda_v^3} \mu_e \\
& + \frac{[a_v^2 \lambda_v^4 + (a_v^2 \lambda_v^4 - a_v \lambda_v R^2 \psi \psi_v + \lambda^3 + R^2 \psi^2) \cos 2\gamma - a_v^2 \lambda_v^3 R \psi_v \sin 2\gamma + a_v \lambda_v R^2 \psi \psi_v - \lambda^3 - R^2 \psi^2]}{\lambda^2 \lambda_v^5} \\
& \times \{a_v^2 \lambda_v^4 \cos^2 \gamma + [R^2(\psi - a_v \lambda_v \psi_v)^2 + \lambda^3] \sin^2 \gamma - \lambda_v^2 [a_v R(a_v \lambda_v \psi_v - \psi) \sin 2\gamma + \lambda]\} \mu_{e1} = 0,
\end{aligned} \tag{5.67}$$

$$\begin{aligned}
& \frac{a_v^2 \lambda^2 \lambda_v^3 (a_v \lambda_v^2 - 1) \eta_1 - \lambda^2 \lambda_v^2 (a_v \lambda_v^2 - 1) \eta_1 + \lambda^2 \lambda_v^2 (\eta_2 + \eta_3)}{a_v^3 \lambda^2 \lambda_v^5} \dot{a}_v \\
& + \frac{a_v^3 \lambda^2 \lambda_v^5 (\eta_2 + \eta_3) + a_v^2 \lambda^2 \lambda_v^3 (a_v \lambda_v^2 - 1) \eta_1 - a_v \lambda^2 \lambda_v (a_v \lambda_v^2 - 1) \eta_1 + a_v \lambda^2 \lambda_v (\eta_2 + \eta_3)}{a_v^3 \lambda^2 \lambda_v^5} \dot{\lambda}_v \\
& + \frac{a_v^2 \lambda_v^4 + a_v \lambda_v R^2 \psi \psi_v - \lambda^3 - R^2 \psi^2}{\lambda \lambda_v^3} \mu_e \\
& + \frac{[a_v^2 \lambda_v^4 + (a_v^2 \lambda_v^4 - a_v \lambda_v R^2 \psi \psi_v + \lambda^3 + R^2 \psi^2) \cos 2\gamma - a_v^2 \lambda_v^3 R \psi_v \sin 2\gamma + a_v \lambda_v R^2 \psi \psi_v - \lambda^3 - R^2 \psi^2]}{\lambda^2 \lambda_v^5} \\
& \times \{a_v^2 \lambda_v^4 \cos^2 \gamma + [R^2(\psi - a_v \lambda_v \psi_v)^2 + \lambda^3] \sin^2 \gamma - \lambda_v^2 [a_v R(a_v \lambda_v \psi_v - \psi) \sin 2\gamma + \lambda]\} \mu_{e1} = 0,
\end{aligned} \tag{5.68}$$

and

$$\begin{aligned}
& \eta_3 R \dot{\psi}_v + \frac{a_v R(a_v \lambda_v \psi_v - \psi)}{\lambda \lambda_v} \mu_e \\
& - \frac{2a_v [a_v \lambda_v^2 \cos \gamma + R(\psi - a_v \lambda_v \psi_v) \sin \gamma] \sin \gamma}{\lambda^2 \lambda_v^3} \\
& \times \{a_v^2 \lambda_v^4 \cos^2 \gamma + [R^2(\psi - a_v \lambda_v \psi_v)^2 + \lambda^3] \sin^2 \gamma - \lambda_v^2 [a_v R(a_v \lambda_v \psi_v - \psi) \sin 2\gamma + \lambda]\} \mu_{e1} = 0.
\end{aligned} \tag{5.69}$$

Numerical results. We consider a solid cylinder made of a transversely isotropic neo-Hookean viscoelastic solid such that $\mu_e = \frac{1}{2}\mu$, $\mu_1 = \frac{1}{2}\mu$, and $\mu_{e1} = \frac{1}{2}\mu$ with helically symmetric preferred directions along $\Theta = \frac{1}{6}\pi$, and a dissipation potential of the form (5.6) such that $\eta_1 = \eta_2 = \frac{1}{2}\eta_3$. In this example, an implicit finite difference scheme has been used to numerically solve the governing equations.

Let us first look at the twist-force-control loading case and let the cylinder be free to deform in the longitudinal direction, i.e., $F(t) = 0$ and subject it to the following twist loading

$$\psi(t) = \begin{cases} \psi_0 \operatorname{erf}\left(\frac{t}{t_0}\right), & 0 \leq t \leq t_1, \\ \psi_0 + \frac{\psi(t_1)}{2} \operatorname{erf}\left(\frac{t-t_1}{t_0}\right), & t_1 \leq t \leq t_2, \\ \frac{\psi_0}{2} - \psi(t_2) \operatorname{erf}\left(\frac{t-t_2}{t_0}\right), & t_2 \leq t \leq t_f, \end{cases} \tag{5.70}$$

where t_0 is the loading characteristic time, $t_1 = 25t_0$, $t_2 = 50t_0$, $t_f = 75t_0$, and $\psi_0 = 1/R_0$ is the angle of twist per unit length at large times $t_0 \ll t < t_1$. In this case, we need to solve the governing PDEs (kinetic equations) (5.67)-(5.69) coupled with the integral equation (5.66a) with $F = 0$ and prescribing a twist loading $\psi(t)$ given by (5.70). We numerically solve this system of equations assuming different loading characteristic times t_0 , respectively smaller than, equal to, and larger than the characteristic time of the viscoelastic cylinder $\tau = \frac{\eta_1}{\mu}$. In Fig. 6, given the twist loading $\psi(t)$, we plot the profile of the corresponding physical component

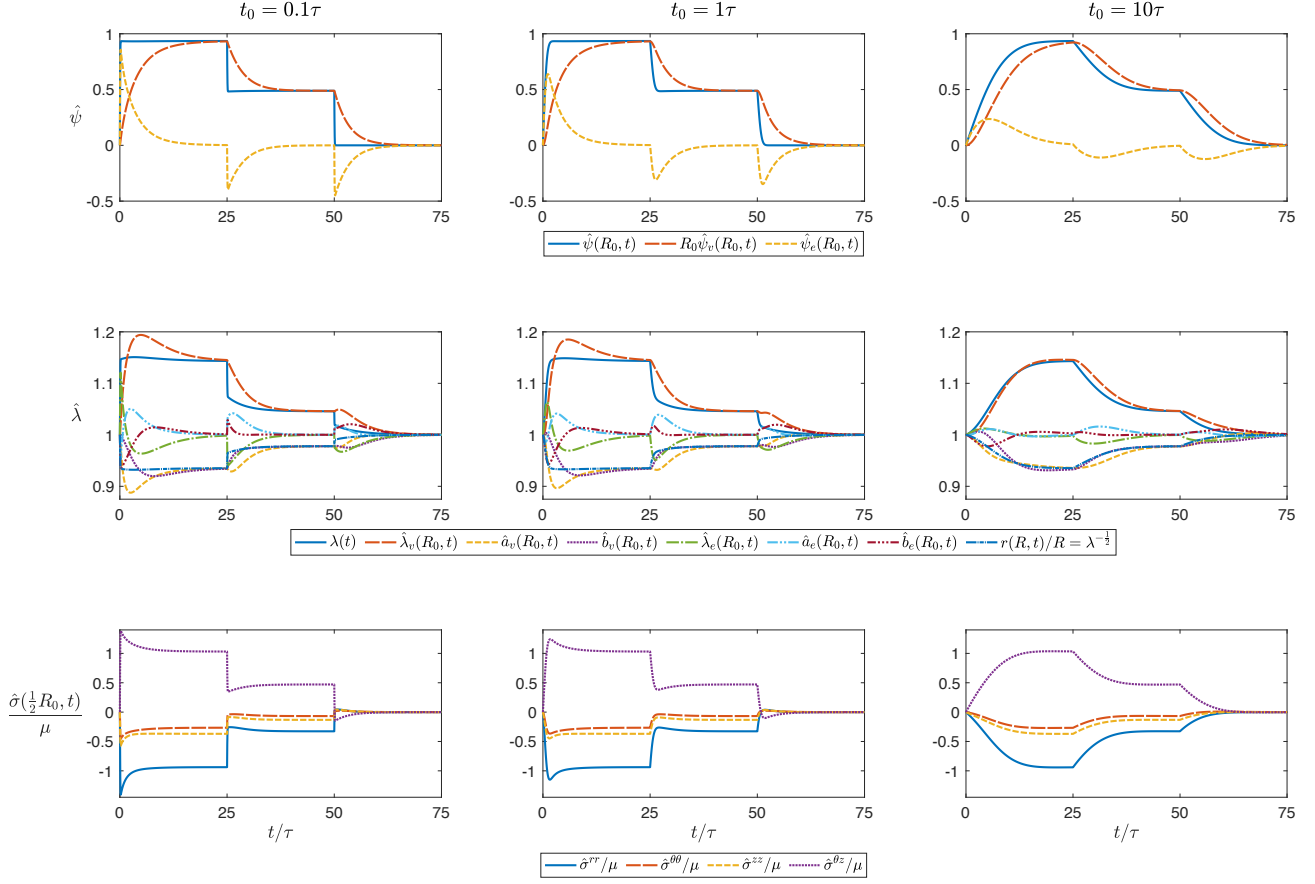


Figure 6: Numerical results for the time evolution of the strain and stress state of a transversely isotropic neo-Hookean cylinder subject to twist-force-control loading $F(t) = 0$ and (5.70) at the two ends of the cylinder with different characteristic times t_0 versus the viscoelastic dissipation characteristic time $\tau = \eta_1/\mu$ of the system.

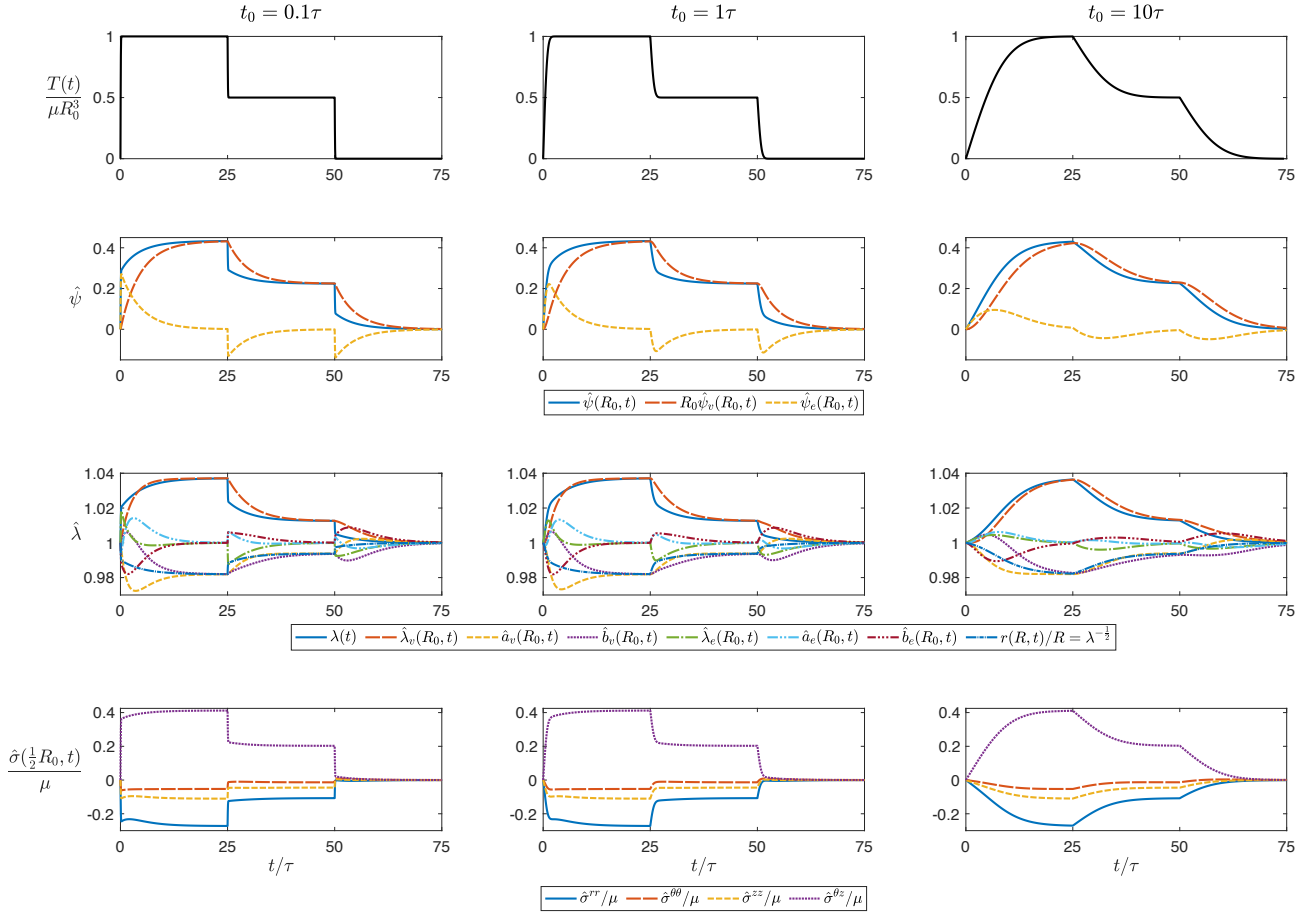


Figure 7: Numerical results for the time evolution of the strain and stress state of a transversely isotropic neo-Hookean cylinder subject to twist-force-control loading $F(t) = 0$ and (5.71) at the ends of the cylinder with different characteristic times t_0 versus the viscoelastic dissipation characteristic time $\tau = \eta_1/\mu$ of the system.

$\hat{\psi}(R_0, t) = \frac{R_0 \psi(t)}{\sqrt{\lambda(t)}}$ as well as the resulting time evolution of the kinematic quantities $\lambda \hat{\psi}_v, \hat{\lambda}_v, \hat{a}_v, \hat{b}_v, \hat{\psi}_e, \hat{\lambda}_e, \hat{a}_e, \hat{b}_e$, and r at $R = R_0$ as well as the non-zero stress physical components at $R = \frac{1}{2}R_0$. As the cylinder is twist-loaded, we observe stress relaxation on all the non-zero stress components: First the cylinder experiences a fast elastic stress response followed by a slow relaxation towards a steady state of stress under a constant twist angle in each of the loading stages. We also observe that the cylinder elongation follows the trend of the imposed twist while its outer radius follows an inverse trend. However, the physical components of both the viscous and elastic deformation gradients experience what may be described as strain relaxation. Ultimately, we see that the elastic deformation gradient relaxes towards its unloaded state, and the viscous deformation gradient approaches the total deformation gradient, i.e., $\hat{\mathbf{F}} = \mathbf{I}$, and $\hat{\mathbf{F}}^v = \hat{\mathbf{F}}$ at large times under constant twist for each of the loading stages, as was previously discussed in Remark 3.4.

Next, we look at the torque-force-control loading case and let the cylinder be free to deform in the longitudinal direction, i.e., $F(t) = 0$ and subject it to the following end torque

$$T(t) = \begin{cases} T_0 \operatorname{erf}\left(\frac{t}{t_0}\right), & 0 \leq t \leq t_1, \\ T_0 + \frac{T(t_1)}{2} \operatorname{erf}\left(\frac{t-t_1}{t_0}\right), & t_1 \leq t \leq t_2, \\ \frac{T_0}{2} - T(t_2) \operatorname{erf}\left(\frac{t-t_2}{t_0}\right), & t_2 \leq t \leq t_f, \end{cases} \quad (5.71)$$

where t_0 is the loading characteristic time, $t_1 = 25t_0$, $t_2 = 50t_0$, $t_f = 75t_0$, and $T_0 = \mu R_0^3$ is the end torque at large times $t_0 \ll t < t_1$. In this case, we need to solve the governing PDEs (kinetic equations) (5.67)-(5.69) coupled with the integral equations (5.66) with $F = 0$ and $T(t)$ as given by (5.71). We numerically solve this system of equations assuming different loading characteristic times t_0 , respectively smaller than, equal to, and larger than the characteristic time of the viscoelastic cylinder $\tau = \frac{\eta_1}{\mu}$. In Fig. 7, we plot the profile of the torque loading T as well as the resulting time evolution of the kinematic quantities $\hat{\psi}, \lambda \hat{\psi}_v, \hat{\lambda}_v, \hat{a}_v, \hat{b}_v, \hat{\psi}_e, \hat{\lambda}_e, \hat{a}_e, \hat{b}_e$, and r at $R = R_0$ as well as the non-zero stress physical components at $R = \frac{1}{2}R_0$. As the cylinder is torque-loaded, we observe that it experiences creep: First it elastically deforms instantaneously then continues to slowly deform even as the torque reaches a constant steady state. This can be seen in the evolution of the elongation $\lambda(t)$ and the outer radius $r(R_0, t)$. Except for the viscous elongation $\hat{\lambda}_v$, which seems to experience an evolution akin to creep, all the other physical components of the viscous and the elastic deformation gradients experience a strain relaxation. However, here again, and in accordance with Remark 3.4, the elastic deformation gradient relaxes towards its unloaded state, while the viscous deformation gradient approaches the total deformation gradient, i.e., $\hat{\mathbf{F}} = \mathbf{I}$, and $\hat{\mathbf{F}}^v = \hat{\mathbf{F}}$ at large times under constant torque for each of the loading stages.

5.4 Example 3: Inflation of an incompressible isotropic viscoelastic thick spherical shell

Kinematics. Let us consider a thick spherical shell subject to a uniform time-dependent inner pressure $p_i(t)$. In its undeformed configuration, it has inner and outer radii R_1 and R_2 , respectively. Let (R, Θ, Φ) and (r, θ, ϕ) be spherical coordinate systems in the reference and current configurations, respectively, with their origins at the centers of the respective configurations of the spherical shell. Following the spherical symmetry of the problem, we consider a radial deformation ansatz

$$r = r(R, t), \quad \theta = \Theta, \quad \phi = \Phi. \quad (5.72)$$

Therefore, the material and spatial metrics have the following representations:

$$\mathbf{G} = \begin{bmatrix} 1 & 0 & 0 \\ 0 & R^2 & 0 \\ 0 & 0 & R^2 \sin^2 \Theta \end{bmatrix}, \quad \mathbf{g} = \begin{bmatrix} 1 & 0 & 0 \\ 0 & r^2 & 0 \\ 0 & 0 & r^2 \sin^2 \Theta \end{bmatrix}, \quad (5.73)$$

and the deformation gradient reads

$$\mathbf{F} = \mathbf{F}(R, t) = \begin{bmatrix} r'(R, t) & 0 & 0 \\ 0 & 1 & 0 \\ 0 & 0 & 1 \end{bmatrix}, \quad (5.74)$$

where $r'(R, t) = \partial r(R, t) / \partial R$. Incompressibility $J = 1$ implies that $r^2(R, t)r'(R, t) = R^2$. Thus, $r(R, t) = [R^3 + C^3(t)]^{\frac{1}{3}}$ for some time-dependent function $C(t)$. At $t = 0$, the shell is in its undeformed configuration, i.e., $r(R, 0) = R$; hence, the unknown function $C(t)$ satisfies the initial condition $C(0) = 0$. In terms of its physical components, the deformation gradient reads

$$\hat{\mathbf{F}} = \hat{\mathbf{F}}(R, t) = \begin{bmatrix} \frac{R^2}{r^2(R, t)} & 0 & 0 \\ 0 & \frac{r(R, t)}{R} & 0 \\ 0 & 0 & \frac{r(R, t)}{R} \end{bmatrix}. \quad (5.75)$$

Consistently with spherically-symmetric eigenstrains [Goodbrake et al., 2021], we assume the following form for the viscous deformation gradient

$$\overset{v}{\mathbf{F}} = \overset{v}{\mathbf{F}}(R, t) = \begin{bmatrix} a_v(R, t) & 0 & 0 \\ 0 & b_v(R, t) & 0 \\ 0 & 0 & b_v(R, t) \end{bmatrix}. \quad (5.76)$$

At $t = 0$, in the initial unloaded state, $\overset{v}{\mathbf{F}}(R, 0) = \mathbf{I}$, i.e., $a_v(R, 0) = b_v(R, 0) = 1$. Incompressibility $\overset{v}{J} = 1$ implies that $a_v(R, t)b_v^2(R, t) = 1$. The physical components of the viscous deformation gradient read

$$\hat{a}_v(R, t) = a_v(R, t), \quad \hat{b}_v(R, t) = b_v(R, t) = \frac{1}{\sqrt{a_v(R, t)}}. \quad (5.77)$$

Since $\mathbf{F} = \overset{e}{\mathbf{F}} \overset{v}{\mathbf{F}}$, it follows that the elastic deformation gradient has the following form

$$\overset{e}{\mathbf{F}} = \overset{e}{\mathbf{F}}(R, t) = \begin{bmatrix} a_e(R, t) & 0 & 0 \\ 0 & b_e(R, t) & 0 \\ 0 & 0 & b_e(R, t) \end{bmatrix}, \quad (5.78)$$

where

$$a_e(R, t) = \frac{R^2}{[R^3 + C^3(t)]^{\frac{2}{3}}} a_v^{-1}(R, t), \quad b_e(R, t) = b_v^{-1}(R, t) = \sqrt{a_v(R, t)}. \quad (5.79)$$

Its physical components read

$$\hat{a}_e(R, t) = \frac{R^2}{[R^3 + C^3(t)]^{\frac{2}{3}}} a_v^{-1}(R, t), \quad \hat{b}_e(R, t) = \frac{[R^3 + C^3(t)]^{\frac{1}{3}}}{R} b_v^{-1}(R, t) = \frac{[R^3 + C^3(t)]^{\frac{1}{3}}}{R} \sqrt{a_v(R, t)}. \quad (5.80)$$

Remark 5.3. $\overset{v}{\mathbf{F}}$ is compatible if and only if $\frac{\partial b_v(R, t)}{\partial R} = 0$.

Stress and equilibrium equations. Following (4.24), the non-zero components of the Cauchy stress are

$$\sigma^{rr}(R, t) = -p + \frac{2R^4}{(R^3 + C^3)^{\frac{4}{3}}} \bar{\Psi}_1 - \frac{2(R^3 + C^3)^{\frac{4}{3}}}{R^4} \bar{\Psi}_2 + \frac{2R^4}{a_v^2(R^3 + C^3)^{\frac{4}{3}}} \tilde{\Psi}_1 - \frac{2a_v^2(R^3 + C^3)^{\frac{4}{3}}}{R^4} \tilde{\Psi}_2, \quad (5.81a)$$

$$\sigma^{\theta\theta}(R, t) = -\frac{p}{(R^3 + C^3)^{\frac{2}{3}}} + \frac{2}{R^2} \bar{\Psi}_1 - \frac{2R^2}{(R^3 + C^3)^{\frac{4}{3}}} \bar{\Psi}_2 + \frac{2}{R^2 b_v^2} \tilde{\Psi}_1 - \frac{2R^2 b_v^2}{(R^3 + C^3)^{\frac{4}{3}}} \tilde{\Psi}_2, \quad (5.81b)$$

$$\sigma^{\phi\phi}(R, t) = \frac{1}{\sin^2 \Theta} \left[-\frac{p}{(R^3 + C^3)^{\frac{2}{3}}} + \frac{2}{R^2} \bar{\Psi}_1 - \frac{2R^2}{(R^3 + C^3)^{\frac{4}{3}}} \bar{\Psi}_2 + \frac{2}{R^2 b_v^2} \tilde{\Psi}_1 - \frac{2R^2 b_v^2}{(R^3 + C^3)^{\frac{4}{3}}} \tilde{\Psi}_2 \right], \quad (5.81c)$$

where $p = p(R, t)$ is the Lagrange multiplier enforcing incompressibility, i.e., $J = 1$. The only non-trivial equilibrium is

$$\sigma^{rr},_r + \frac{2}{r}\sigma^{rr} - r\sigma^{\theta\theta} - r\sin^2\theta\sigma^{\phi\phi} = 0. \quad (5.82)$$

Or

$$\sigma^{rr},_R = -r' \left[\frac{2}{r}\sigma^{rr} - 2r\sigma^{\theta\theta} \right]. \quad (5.83)$$

Thus, recalling that the inner boundary is under a time-dependent pressure $p_i(t)$, i.e., $\sigma^{rr}(R_1, t) = -p_i(t)$, we find

$$\sigma^{rr}(R, t) = -p_i(t) + \int_{R_1}^R f(\xi, t) d\xi, \quad (5.84)$$

where

$$\begin{aligned} f(R, t) = -r' \left[\frac{2}{r}\sigma^{rr} - 2r\sigma^{\theta\theta} \right] &= \frac{4C^3(2R^3 + C^3)}{(R^3 + C^3)^{\frac{7}{3}}} \bar{\Psi}_1 + \frac{4C^3(2R^3 + C^3)}{R^2(R^3 + C^3)^{\frac{5}{3}}} \bar{\Psi}_2 \\ &+ \frac{4[a_v^3(R^3 + C^3)^2 - R^6]}{a_v^2(R^3 + C^3)^{\frac{7}{3}}} \tilde{\Psi}_1 + \frac{4[a_v^3(R^3 + C^3)^2 - R^6]}{a_v R^2(R^3 + C^3)^{\frac{5}{3}}} \tilde{\Psi}_2. \end{aligned} \quad (5.85)$$

From (5.81a) and (5.84), the pressure field is calculated as

$$\begin{aligned} p(R, t) = p_i(t) - \int_{R_1}^R f(\xi, t) d\xi &+ \frac{2R^4}{(R^3 + C^3)^{\frac{4}{3}}} \bar{\Psi}_1 - \frac{2(R^3 + C^3)^{\frac{4}{3}}}{R^4} \bar{\Psi}_2 \\ &+ \frac{2R^4}{a_v^2(R^3 + C^3)^{\frac{4}{3}}} \tilde{\Psi}_1 - \frac{2a_v^2(R^3 + C^3)^{\frac{4}{3}}}{R^4} \tilde{\Psi}_2. \end{aligned} \quad (5.86)$$

We assume that the outer boundary is traction-free, i.e., $\sigma^{rr}(R_2, t) = 0$. Thus

$$\int_{R_1}^{R_2} f(\xi, t) d\xi = p_i(t). \quad (5.87)$$

At this point, the unknown fields of the problem are $C(t)$ and $a_v(R, t)$. The boundary condition at R_2 above needs to be supplemented by the kinetic equation to solve the problem herein.

Kinetic equation. Assuming the quadratic dissipation potential introduced in §5.1, the kinetic equation—following (5.11)—reads as the following system of equations

$$\dot{a}_v \left[(\eta_1 + \eta_2 + \eta_3)a_v - \frac{\eta_1}{\sqrt{a_v}} \right] - \frac{2R^4\tilde{\Psi}_1}{(C^3 + R^3)^{\frac{4}{3}}a_v^2} - \frac{4R^2\tilde{\Psi}_2}{(C^3 + R^3)^{\frac{2}{3}}a_v} = q, \quad (5.88a)$$

$$\dot{a}_v \left(\frac{\eta_1}{\sqrt{a_v}} - \frac{2\eta_1 + \eta_2 + \eta_3}{2a_v^2} \right) - \frac{2\tilde{\Psi}_2(C^3 + R^3)^{\frac{4}{3}}a_v^2}{R^4} - \frac{2\tilde{\Psi}_1(C^3 + R^3)^{\frac{2}{3}}a_v}{R^2} - \frac{2R^2\tilde{\Psi}_2}{(C^3 + R^3)^{\frac{2}{3}}a_v} = q, \quad (5.88b)$$

where we recall that $q = q(R, t)$ is the Lagrange multiplier corresponding to viscous incompressibility, i.e., $\dot{J} = 1$. We eliminate q from (5.88) and end up with a single ordinary differential equation for a_v as the kinetic equation:

$$\left[2\eta_1 \left(a_v^{\frac{3}{2}} - 1 \right)^2 + (\eta_2 + \eta_3)(2a_v^3 + 1) \right] \dot{a}_v + \frac{4[a_v^3(R^3 + C^3)^2 - R^6]}{R^2(R^3 + C^3)^{\frac{4}{3}}} \tilde{\Psi}_1 + \frac{4[a_v^4(R^3 + C^3)^2 - R^6a_v]}{R^4(R^3 + C^3)^{\frac{2}{3}}} \tilde{\Psi}_2 = 0. \quad (5.89)$$

Example 5.3. Let us consider a neo-Hookean viscoelastic solid, i.e., $\bar{\Psi}_1 = \frac{1}{2}\mu$, $\bar{\Psi}_2 = 0$, $\tilde{\Psi}_1 = \frac{1}{2}\mu_e$, and $\tilde{\Psi}_2 = 0$. In this case the kinetic equation (5.89) is simplified to read

$$\left[2\eta_1 \left(a_v^{\frac{3}{2}} - 1 \right)^2 + (\eta_2 + \eta_3) (2a_v^3 + 1) \right] \dot{a}_v(R, t) + 2\mu_e \frac{(C^3(t) + R^3)^{\frac{2}{3}}}{R^2} a_v^3 = 2\mu_e \frac{R^4}{(C^3(t) + R^3)^{\frac{4}{3}}}. \quad (5.90)$$

For this model

$$f(R, t) = 2\mu \frac{C^3 (2R^3 + C^3)}{(R^3 + C^3)^{\frac{7}{3}}} + 2\mu_e \frac{[a_v^3 (R^3 + C^3)^2 - R^6]}{a_v^2 (R^3 + C^3)^{\frac{7}{3}}}. \quad (5.91)$$

The boundary condition (5.87) is simplified to read

$$\mu \left[\frac{4R_2 C^3 + 5R_2^4}{2(C^3 + R_2^3)^{\frac{4}{3}}} - \frac{4R_1 C^3 + 5R_1^4}{2(C^3 + R_1^3)^{\frac{4}{3}}} \right] + 2\mu_e \int_{R_1}^{R_2} \frac{a_v^3 (R^3 + C^3)^2 - R^6}{a_v^2 (R^3 + C^3)^{\frac{7}{3}}} dR = p_i(t). \quad (5.92)$$

The following system of ODE-integral equation governs the unknowns $a_v(R, t)$ and $C(t)$:⁴⁰

$$\begin{cases} \left[2\eta_1 \left(a_v^{\frac{3}{2}} - 1 \right)^2 + (\eta_2 + \eta_3) (2a_v^3 + 1) \right] \dot{a}_v(R, t) + 2\mu_e \frac{(C^3(t) + R^3)^{\frac{2}{3}}}{R^2} a_v^3 = 2\mu_e \frac{R^4}{(C^3(t) + R^3)^{\frac{4}{3}}}, \\ 2\mu \left[\frac{4R_2 C^3 + 5R_2^4}{4(C^3 + R_2^3)^{\frac{4}{3}}} - \frac{4R_1 C^3 + 5R_1^4}{4(C^3 + R_1^3)^{\frac{4}{3}}} \right] + 2\mu_e \int_{R_1}^{R_2} \frac{a_v^3 (R^3 + C^3)^2 - R^6}{a_v^2 (R^3 + C^3)^{\frac{7}{3}}} dR = p_i(t), \\ a_v(R, 0) = 1, \end{cases} \quad (5.94)$$

where the inner pressure loading is given by

$$p_i(t) = \begin{cases} p_f \operatorname{erf} \left(\frac{t}{t_0} \right), & 0 \leq t \leq t_1, \\ p_f + \frac{p_i(t_1)}{2} \operatorname{erf} \left(\frac{t - t_1}{t_0} \right), & t_1 \leq t \leq t_2, \\ \frac{p_f}{2} - p_i(t_2) \operatorname{erf} \left(\frac{t - t_2}{t_0} \right), & t_2 \leq t \leq t_f, \end{cases} \quad (5.95)$$

where t_0 is the loading characteristic time, $t_1 = 25t_0$, $t_2 = 50t_0$, $t_f = 75t_0$, and p_f is the force at large times $t_0 \ll t < t_1$.

Numerical results. Let us consider a thick spherical shell made of a neo-Hookean viscoelastic solid such that $\mu_e = \frac{1}{2}\mu$, with a dissipation potential of the form (5.6) such that $\eta_1 = \eta_2 = \frac{1}{2}\eta_3$, and subject it to the inner pressure $p_i(t)$ (5.95) with $p_f = 0.25\mu$ at $R_1 = 0.75R_2$. In this example, an explicit finite difference scheme has been used to numerically solve the governing equations.

We numerically solve the governing equation (5.94) assuming different characteristic times t_0 , respectively smaller, equal, and larger than the characteristic time of the viscoelastic shell. In Fig. 8, we show the profile of the inner pressure loading $p_i(t)$ and the resulting evolution of the kinematic quantities a_v , b_v , a_e , b_e , and r at $R = R_2$, as well as the non-zero physical stress components at $R = R_m = \frac{1}{2}(R_1 + R_2)$. As pressure is applied on the inner wall of the spherical shell, we observe that in each of the three loading then unloading stages the thick shell experiences creep as its outer radius first experiences a fast elastic response followed by a slow deformation even as the inner pressure reaches a constant steady state. However, the elastic deformation gradient experiences a strain relaxation as its physical components first elastically increase at a fast rate and then slowly relax into

⁴⁰Assuming that $a_v(R, 0) = 1$, the integral equation at $t = 0$ is simplified to read

$$(\mu + \mu_e) \left[\frac{4R_2 C^3 + 5R_2^4}{4(C^3 + R_2^3)^{\frac{4}{3}}} - \frac{4R_1 C^3 + 5R_1^4}{4(C^3 + R_1^3)^{\frac{4}{3}}} \right] = 0, \quad (5.93)$$

which implies that $C(0) = 0$. Thus, only one initial condition is needed.

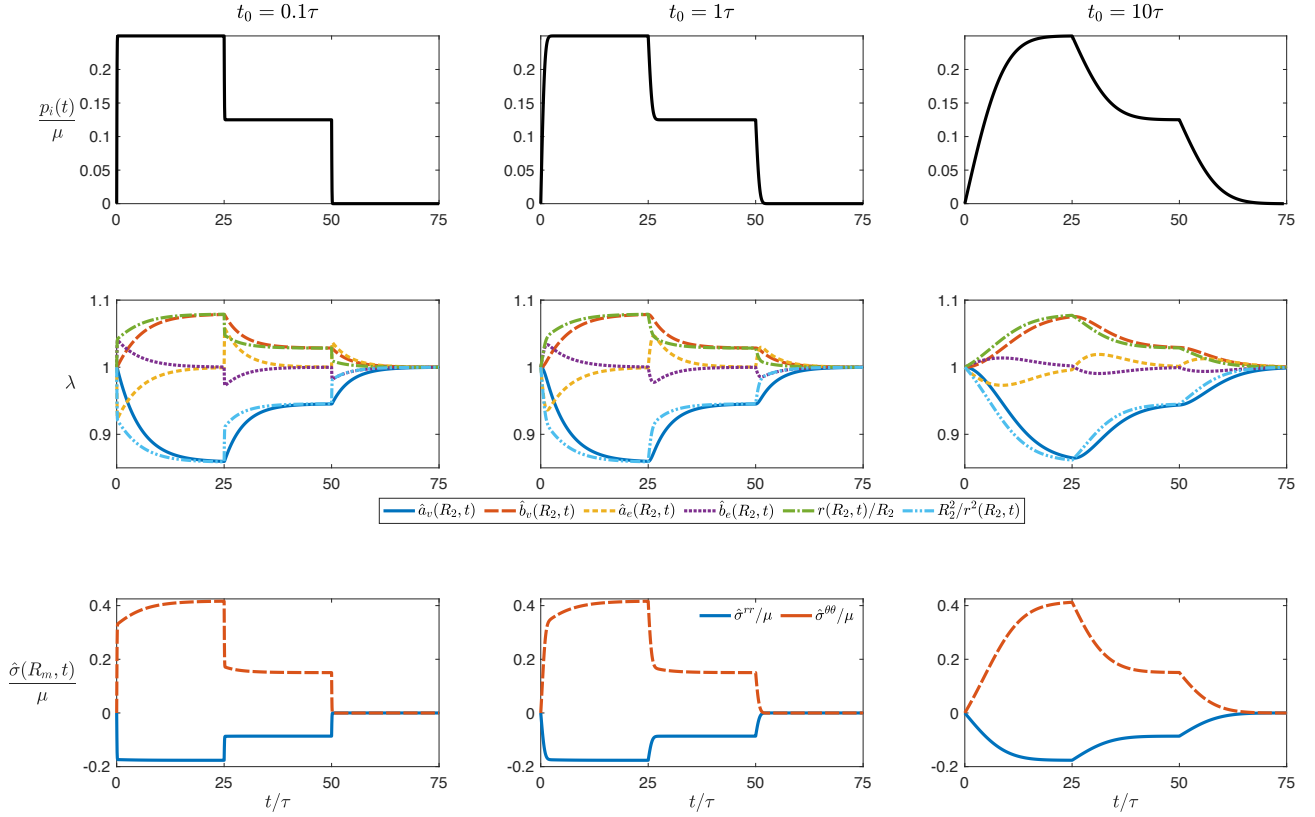


Figure 8: Numerical results for the time evolution of strain and stress state of an isotropic neo-Hookean viscoelastic thick shell of outer radius R_2 and inner radius $R_1 = 0.75R_2$ subject to pressure-control loading $p_i(t)$ (5.95) at its inner wall with different characteristic times t_0 versus the viscoelastic dissipation characteristic time $\tau = \eta_1/\mu$ of the system.

their initial unloaded state as the loading reaches a constant steady state, i.e., $\hat{\mathbf{F}} = \mathbf{I}$ as previously discussed in Remark 3.4. We also see that the viscous deformation gradient experiences a phenomenon akin to creep which is in accordance with Remark 3.4 since its physical components tend to match the total deformation gradient as the loading reaches a constant steady state— $\hat{a}_v(R_2, t)$ approaches $F^r_R(R_2, t) = \frac{R_2^2}{r^2(R_2, t)}$ and $\hat{b}_v(R_2, t)$ approaches $F^\theta_\Theta(R_2, t) = \frac{r(R_2, t)}{R_2}$ so that $\hat{\mathbf{F}} = \hat{\mathbf{F}}$ at large times in each of the three loading stages.

6 Conclusions

In this paper we first revisited the multiplicative decomposition of the deformation gradient $\mathbf{F} = \hat{\mathbf{F}}\mathbf{F}^v$ in nonlinear viscoelasticity from a geometric point of view. We showed that based on invariance and physical arguments the viscous deformation gradient has to be a material tensor while the elastic deformation gradient is a two-point tensor. We assumed an additive split of the free energy density into equilibrium and non-equilibrium parts. The equilibrium free energy depends on the total deformation gradient while the non-equilibrium part depends only on the elastic deformation gradient. We also assumed the existence of a dissipation potential that depends on the total, viscous deformation gradient and its rate and it is convex in the rate of viscous deformation gradient. It was concluded that there is a subtle difference between anelasticity and viscoelasticity; the intermediate configuration is stress-free in anelasticity but it is stressed in viscoelasticity.

We derived the balance laws using a two-potential approach and using the Lagrange-d'Alembert principle. More specifically, the variational principle gives us the balance of linear momentum and a kinetic equation for the viscous deformation gradient. Next material symmetry was discussed and it was emphasized that the equilibrium and non-equilibrium free energies and the dissipation potential are all invariant under the same symmetry group. We derived the representations of the Cauchy stress in terms of the principal and structural invariants for isotropic, transversely isotropic, orthotropic, and monoclinic solids. The explicit form of the kinetic equation was also derived for these four classes of solids.

Three examples of universal deformations were studied for both isotropic and transversely isotropic solids. These were extension and torsion of a solid circular bar and inflation of a spherical shell. Assuming incompressible solids, the kinematics in each case is reduced to depend on one or two unknown time-dependent functions. The viscous deformation gradient has one or two unknown functions of a radial coordinate and time. The governing equations were reduced to an initial-value problem for a coupled system of partial differential and integral equations. For specific examples of solids these problems were solved numerically.

In a future communication, a theory of small-on-large viscoelasticity will be formulated. A future extension of the present work will be a coupling of anelasticity and viscoelasticity. In another future communication a nonlinear theory of visco-anelasticity will be developed.

Acknowledgement

AY benefited from discussions with A. Kumar and O. Lopez-Pamies. SS benefited from discussions with L. De Cunto on the numerical implementation of the examples. The authors are grateful to S. Govindjee for his valuable comments on an earlier draft of the paper. This work was partially supported by IFD – Eurostars Grant No. 2103-00007B and NSF – Grant No. CMMI 1939901.

References

- R. Badal, M. Friedrich, and M. Kružík. Nonlinear and linearized models in thermoviscoelasticity. *Archive for Rational Mechanics and Analysis*, 247(1):5, 2023.
- M. Bahreman, H. Darijani, and K. Narooei. Investigation of multiplicative decompositions in the form of $\mathbf{F}_e\mathbf{F}_v$ and $\mathbf{F}_v\mathbf{F}_e$ to extend viscoelasticity laws from small to finite deformations. *Mechanics of Materials*, 167: 104235, 2022.
- H. T. Banks, S. Hu, and Z. R. Kenz. A brief review of elasticity and viscoelasticity for solids. *Advances in Applied Mathematics and Mechanics*, 3(1):1–51, 2011.

- V. Berdichevskii and L. Sedov. Dynamic theory of continuously distributed dislocations. its relation to plasticity theory: PMM vol. 31, no. 6, 1967, pp. 981–1000. *Journal of Applied Mathematics and Mechanics*, 31(6):989–1006, 1967.
- B. A. Bilby, R. Bullough, and E. Smith. Continuous distributions of dislocations: a new application of the methods of non-riemannian geometry. *Proceedings of the Royal Society of London. Series A. Mathematical and Physical Sciences*, 231(1185):263–273, 1955.
- M. A. Biot. Theory of stress-strain relations in anisotropic viscoelasticity and relaxation phenomena. *Journal of Applied Physics*, 25(11):1385–1391, 1954.
- J.-P. Boehler. A simple derivation of representations for non-polynomial constitutive equations in some cases of anisotropy. *Zeitschrift für Angewandte Mathematik und Mechanik*, 59(4):157–167, 1979.
- J.-P. Boehler. *Applications of Tensor Functions in Solid Mechanics*, volume 292. Springer, 1987.
- L. Boltzmann. Zur theorie der elastischen nachwirkung. *Sitzungsberichte der Mathematisch-Naturwissenschaftlichen Classe der Kaiseerlichen Akademie der Wissenschaften*, 70:275–300, 1874.
- M. M. Carroll. Controllable deformations of incompressible simple materials. *International Journal of Engineering Science*, 5(6):515–525, 1967.
- J. Ciambella and P. Nardinocchi. A structurally frame-indifferent model for anisotropic visco-hyperelastic materials. *Journal of the Mechanics and Physics of Solids*, 147:104247, 2021.
- B. D. Coleman and M. E. Gurtin. Thermodynamics with internal state variables. *The journal of chemical physics*, 47(2):597–613, 1967.
- B. D. Coleman and W. Noll. Foundations of linear viscoelasticity. *Reviews of Modern Physics*, 33(2):239, 1961.
- T. C. Doyle and J. L. Ericksen. Nonlinear elasticity. *Advances in Applied Mechanics*, 4:53–115, 1956.
- C. S. Drapaca, S. Sivaloganathan, and G. Tenti. Nonlinear constitutive laws in viscoelasticity. *Mathematics and mechanics of solids*, 12(5):475–501, 2007.
- J. L. Ericksen. Deformations possible in every isotropic, incompressible, perfectly elastic body. *Zeitschrift für Angewandte Mathematik und Physik*, 5(6):466–489, 1954.
- J. L. Ericksen. Deformations possible in every compressible, isotropic, perfectly elastic material. *Studies in Applied Mathematics*, 34(1-4):126–128, 1955.
- P. Germain, P. Suquet, and Q. S. Nguyen. Continuum thermodynamics. *Journal of Applied Mechanics*, 50:1010–1020, 1983.
- H. Goldstein, C. Poole, and J. Safko. *Classical Mechanics*. American Association of Physics Teachers, 2002.
- C. Goodbrake, A. Yavari, and A. Goriely. The anelastic Ericksen problem: Universal deformations and universal eigenstrains in incompressible nonlinear anelasticity. *Journal of Elasticity*, 142(2):291–381, 2020.
- C. Goodbrake, A. Goriely, and A. Yavari. The mathematical foundations of anelasticity: Existence of smooth global intermediate configurations. *Proceedings of the Royal Society A*, 477(2245):20200462, 2021.
- A. E. Green and P. M. Naghdi. Some remarks on elastic-plastic deformation at finite strain. *International Journal of Engineering Science*, 9(12):1219–1229, 1971.
- A. E. Green and R. S. Rivlin. The mechanics of non-linear materials with memory I. *Archive for Rational Mechanics and Analysis*, 1(1):1–21, 1957.
- A. E. Green and R. S. Rivlin. The mechanics of non-linear materials with memory III. *Archive for Rational Mechanics and Analysis*, 4:387–404, 1959.

- A. E. Green, R. S. Rivlin, and A. J. M. Spencer. The mechanics of non-linear materials with memory II. *Archive for Rational Mechanics and Analysis*, 3:82–90, 1959.
- M. S. Green and A. V. Tobolsky. A new approach to the theory of relaxing polymeric media. *The Journal of chemical physics*, 14(2):80–92, 1946.
- M. E. Gurtin. The linear theory of elasticity. In *Handbuch der Physik, Band VIa/2*. Springer-Verlag, Berlin, 1972.
- M. E. Gurtin. Modern continuum thermodynamics. *Mechanics Today*, 1:168–213, 1974.
- M. E. Gurtin and L. Anand. The decomposition $\mathbf{F} = \mathbf{F}^e \mathbf{F}^p$, material symmetry, and plastic irrotationality for solids that are isotropic-viscoplastic or amorphous. *International Journal of Plasticity*, 21(9):1686–1719, 2005.
- M. E. Gurtin and E. Sternberg. On the linear theory of viscoelasticity. *Archive for Rational Mechanics and Analysis*, 11:291–356, 1962.
- D. Hilbert. *Theory of Algebraic Invariants*. Cambridge University Press, 1993.
- G. A. Holzapfel. On large strain viscoelasticity: continuum formulation and finite element applications to elastomeric structures. *International Journal for Numerical Methods in Engineering*, 39(22):3903–3926, 1996.
- G. A. Holzapfel and J. C. Simo. A new viscoelastic constitutive model for continuous media at finite thermo-mechanical changes. *International Journal of Solids and Structures*, 33(20-22):3019–3034, 1996.
- C. Jog. A concise proof of the representation theorem for fourth-order isotropic tensors. *Journal of Elasticity*, 85:119–124, 2006.
- F. Khatyr, C. Imberdis, P. Vescovo, D. Varchon, and J.-M. Lagarde. Model of the viscoelastic behaviour of skin in vivo and study of anisotropy. *Skin research and technology*, 10(2):96–103, 2004.
- W. W. Klingbeil and R. T. Shield. On a class of solutions in plane finite elasticity. *Zeitschrift für angewandte Mathematik und Physik*, 17(4):489–511, 1966.
- Y. Kosmann-Schwarzbach, B. E. Schwarzbach, and Y. Kosmann-Schwarzbach. *The Noether Theorems*. Springer, 2011.
- E. Kröner. Allgemeine kontinuumstheorie der versetzungen und eigenspannungen. *Archive for Rational Mechanics and Analysis*, 4(1):273–334, 1959.
- A. Kumar and O. Lopez-Pamies. On the two-potential constitutive modeling of rubber viscoelastic materials. *Comptes Rendus Mecanique*, 344(2):102–112, 2016.
- M. Latorre and F. J. Montáns. Fully anisotropic finite strain viscoelasticity based on a reverse multiplicative decomposition and logarithmic strains. *Computers & Structures*, 163:56–70, 2016.
- P. Le Tallec, C. Rahier, and A. Kaiss. Three-dimensional incompressible viscoelasticity in large strains: formulation and numerical approximation. *Computer methods in applied mechanics and engineering*, 109(3-4):233–258, 1993.
- E. Lee and D. Liu. Finite-strain elastic—plastic theory with application to plane-wave analysis. *Journal of Applied Physics*, 38(1):19–27, 1967.
- E. H. Lee. Elastic-plastic deformation at finite strains. *Journal of Applied Mechanics*, 36(1):1–6, 1969.
- A. I. Leonov. Nonequilibrium thermodynamics and rheology of viscoelastic polymer media. *Rheologica Acta*, 15(2):85–98, 1976.
- H. Liu, G. A. Holzapfel, B. H. Skallerud, and V. Prot. Anisotropic finite strain viscoelasticity: Constitutive modeling and finite element implementation. *Journal of the Mechanics and Physics of Solids*, 124:172–188, 2019.

- I. Liu. On representations of anisotropic invariants. *International Journal of Engineering Science*, 20(10): 1099–1109, 1982.
- J. Liu, M. Latorre, and A. L. Marsden. A continuum and computational framework for viscoelastodynamics: I. Finite deformation linear models. *Computer Methods in Applied Mechanics and Engineering*, 385:114059, 2021.
- J. Lu. A covariant constitutive theory for anisotropic hyperelastic solids with initial strains. *Mathematics and Mechanics of Solids*, 17(2):104–119, 2012.
- J. Lu and P. Papadopoulos. A covariant constitutive description of anisotropic non-linear elasticity. *Zeitschrift für Angewandte Mathematik und Physik*, 51(2):204–217, 2000.
- J. Lubliner. A model of rubber viscoelasticity. *Mechanics Research Communications*, 12(2):93–99, 1985.
- J. Marsden and T. Ratiu. *Introduction to Mechanics and Symmetry: A Basic Exposition of Classical Mechanical Systems*. Texts in Applied Mathematics. Springer New York, 2013.
- J. E. Marsden and T. J. R. Hughes. *Mathematical Foundations of Elasticity*. Prentice-Hall, 1983.
- A. L. Mazzucato and L. V. Rachele. Partial uniqueness and obstruction to uniqueness in inverse problems for anisotropic elastic media. *Journal of Elasticity*, 83(3):205–245, 2006.
- J. Merodio. On constitutive equations for fiber-reinforced nonlinearly viscoelastic solids. *Mechanics Research Communications*, 33(6):764–770, 2006.
- J. Merodio and R. W. Ogden. Finite deformation elasticity theory. In *Constitutive Modelling of Solid Continua*, pages 17–52. Springer, 2020.
- A. Mielke and T. Roubíček. Thermoviscoelasticity in Kelvin–Voigt rheology at large strains. *Archive for Rational Mechanics and Analysis*, 238(1):1–45, 2020.
- B. Nedjar. An anisotropic viscoelastic fibre–matrix model at finite strains: Continuum formulation and computational aspects. *Computer Methods in Applied Mechanics and Engineering*, 196(9-12):1745–1756, 2007.
- T. D. Nguyen, R. E. Jones, and B. L. Boyce. Modeling the anisotropic finite-deformation viscoelastic behavior of soft fiber-reinforced composites. *International Journal of Solids and Structures*, 44(25-26):8366–8389, 2007.
- S. Nishikawa. *Variational Problems in Geometry*, volume 205. American Mathematical Society, 2002.
- W. Noll. A mathematical theory of the mechanical behavior of continuous media. *Archive for Rational Mechanics and Analysis*, 2(1):197–226, 1958.
- M. Olive, B. Kolev, and N. Auffray. A minimal integrity basis for the elasticity tensor. *Archive for Rational Mechanics and Analysis*, 226:1–31, 2017.
- L. Onsager. Reciprocal relations in irreversible processes. i. *Physical review*, 37(4):405, 1931.
- A. Pipkin. Small finite deformations of viscoelastic solids. *Reviews of Modern Physics*, 36(4):1034, 1964.
- A. Pipkin and T. Rogers. A non-linear integral representation for viscoelastic behaviour. *Journal of the Mechanics and Physics of Solids*, 16(1):59–72, 1968.
- S. Reese and S. Govindjee. A theory of finite viscoelasticity and numerical aspects. *International Journal of Solids and Structures*, 35(26-27):3455–3482, 1998a.
- S. Reese and S. Govindjee. Theoretical and numerical aspects in the thermo-viscoelastic material behaviour of rubber-like polymers. *Mechanics of Time-Dependent Materials*, 1:357–396, 1998b.
- R. S. Rivlin. Nonlinear viscoelastic solids. *SIAM Review*, 7(3):323–340, 1965.

- R. S. Rivlin and J. L. Ericksen. Stress-deformation relations for isotropic materials. *Journal of Rational Mechanics and Analysis*, 4(6):323–425, 1955.
- S. Sadik and A. Yavari. On the origins of the idea of the multiplicative decomposition of the deformation gradient. *Mathematics and Mechanics of Solids*, 22(4):771–772, 2017a.
- S. Sadik and A. Yavari. Geometric nonlinear thermoelasticity and the time evolution of thermal stresses. *Mathematics and Mechanics of Solids*, 22(7):1546–1587, 2017b.
- R. Schapery. Nonlinear viscoelastic solids. *International Journal of Solids and Structures*, 37(1-2):359–366, 2000.
- M. Segersäll, J. J. Moverare, D. Leidermark, and K. Simonsson. Creep and stress relaxation anisotropy of a single-crystal superalloy. *Metallurgical and Materials Transactions A*, 45(5):2532–2544, 2014.
- Y. Şengül. Nonlinear viscoelasticity of strain rate type: An overview. *Proceedings of the Royal Society A*, 477(2245):20200715, 2021.
- M. Shariff. On the smallest number of functions representing isotropic functions of scalars, vectors and tensors. *arXiv preprint arXiv:2207.09617*, 2022.
- F. Sidoroff. The geometrical concept of intermediate configuration and elastic-plastic finite strain. *Arch. Mech.*, 25(2):299–308, 1973.
- F. Sidoroff. Un modèle viscoélastique non linéaire avec configuration intermédiaire. *Journal de Mécanique*, 13(4):679–713, 1974.
- J. C. Simo. On a fully three-dimensional finite-strain viscoelastic damage model: Formulation and computational aspects. *Computer Methods in Applied Mechanics and Engineering*, 60(2):153–173, 1987.
- J. C. Simo. A framework for finite strain elastoplasticity based on maximum plastic dissipation and the multiplicative decomposition: Part I. Continuum formulation. *Computer Methods in Applied Mechanics and Engineering*, 66(2):199–219, 1988.
- J. C. Simo. Numerical analysis and simulation of plasticity. In P. J. Ciarlet and J. L. Lions, editors, *Handbook of Numerical Analysis*, volume VI, pages 183–499. Elsevier, Berlin, 1998.
- J. C. Simo and T. J. Hughes. *Computational Inelasticity*, volume 7. Springer Science & Business Media, 2006.
- M. Singh and A. C. Pipkin. Note on Ericksen’s problem. *Zeitschrift für angewandte Mathematik und Physik*, 16(5):706–709, 1965.
- N. Sivasithamparam, M. Karstunen, and P. Bonnier. Modelling creep behaviour of anisotropic soft soils. *Computers and Geotechnics*, 69:46–57, 2015.
- A. Spencer. The formulation of constitutive equation for anisotropic solids. In *Mechanical Behavior of Anisotropic Solids/Comportment Mécanique des Solides Anisotropes*, pages 3–26. Springer, 1982.
- A. J. M. Spencer. Part III. Theory of Invariants. *Continuum Physics*, 1:239–353, 1971.
- A. J. M. Spencer. Modelling of finite deformations of anisotropic materials. In *Large Deformations of Solids: Physical Basis and Mathematical Modelling*, pages 41–52. Springer, 1986.
- C. Truesdell. The mechanical foundations of elasticity and fluid dynamics. *Journal of Rational Mechanics and Analysis*, 1(1):125–300, 1952.
- C. Truesdell. The physical components of vectors and tensors. *Zeitschrift für Angewandte Mathematik und Mechanik*, 33(10-11):345–356, 1953.
- C. Truesdell. *The Elements of Continuum Mechanics*. Springer-Verlag, 1966.

- K. Valanis. *Irreversible Thermodynamics of Continuous Media: Internal Variable Theory*. CISM Series. Springer, 1972.
- V. Volterra. Sulle equazioni integro-differenziali della theoria dell'elasticita. *Atti Reale Accad. naz. Lincei. Rend. Cl. sci. fis., mat. e natur.*, 18:295–300, 1909.
- C. C. Wang. The principle of fading memory. *Archive for Rational Mechanics and Analysis*, 18:343–366, 1965.
- Z. Wang, A. E. H. Chehade, S. Govindjee, and T. D. Nguyen. A nonlinear viscoelasticity theory for nematic liquid crystal elastomers. *Journal of the Mechanics and Physics of Solids*, 163:104829, 2022.
- A. Wineman. *Viscoelastic Solids*, pages 81–123. Springer International Publishing, 2020.
- A. Yavari. Compatibility equations of nonlinear elasticity for non-simply-connected bodies. *Archive for Rational Mechanics and Analysis*, 209:237–253, 2013.
- A. Yavari. Universal deformations in inhomogeneous isotropic nonlinear elastic solids. *Proceedings of the Royal Society A*, 477(2253):20210547, 2021.
- A. Yavari. Universal displacements in inextensible fiber-reinforced linear elastic solids. 2023.
- A. Yavari and A. Goriely. The anelastic Ericksen problem: Universal eigenstrains and deformations in compressible isotropic elastic solids. *Proceedings of the Royal Society A*, 472(2196):20160690, 2016.
- A. Yavari and A. Goriely. Universal deformations in anisotropic nonlinear elastic solids. *Journal of the Mechanics and Physics of Solids*, 156:104598, 2021.
- A. Yavari and A. Goriely. Universality in anisotropic linear anelasticity. *Journal of Elasticity*, 150(2):241–259, 2022.
- A. Yavari and A. Goriely. The universal program of linear elasticity. *Mathematics and Mechanics of Solids*, 28(1):251–268, 2023.
- A. Yavari and F. Sozio. On the direct and reverse multiplicative decompositions of deformation gradient in nonlinear anisotropic anelasticity. *Journal of the Mechanics and Physics of Solids*, 170:105101, 2023.
- A. Yavari, J. E. Marsden, and M. Ortiz. On spatial and material covariant balance laws in elasticity. *Journal of Mathematical Physics*, 47:042903, 2006.
- A. Yavari, A. Ozakin, and S. Sadik. Nonlinear elasticity in a deforming ambient space. *Journal of Nonlinear Science*, 26:1651–1692, 2016.
- A. Yavari, C. Goodbrake, and A. Goriely. Universal displacements in linear elasticity. *Journal of the Mechanics and Physics of Solids*, 135:103782, 2020.
- C. M. Zener. *Elasticity and Anelasticity of Metals*. University of Chicago Press, 1948.
- Q. S. Zheng. Theory of representations for tensor functions. *Applied Mechanics Reviews*, 47(11):545–587, 1994.
- Q.-S. Zheng and A. J. M. Spencer. Tensors which characterize anisotropies. *International Journal of Engineering Science*, 31(5):679–693, 1993.
- H. Ziegler. An attempt to generalize Onsager's principle, and its significance for rheological problems. *Zeitschrift für angewandte Mathematik und Physik*, 9(5-6):748–763, 1958.
- H. Ziegler and C. Wehrli. The derivation of constitutive relations from the free energy and the dissipation function. In *Advances in applied mechanics*, volume 25, pages 183–238. Elsevier, 1987.

A Variations for the Lagrange-d'Alembert Principle

The variation of the velocity vector, $\delta \mathbf{V}$, is computed as

$$\delta \mathbf{V} = D_\epsilon^\mathbf{g} \mathbf{V}_\epsilon|_{\epsilon=0} = D_\epsilon^\mathbf{g} \left(\frac{\partial \varphi_\epsilon(X, t)}{\partial t} \right) \Big|_{\epsilon=0} = D_t^\mathbf{g} \left(\frac{\partial \varphi_\epsilon(X, t)}{\partial \epsilon} \right) \Big|_{\epsilon=0} = D_t^\mathbf{g} \delta \varphi,$$

where $D_\epsilon^\mathbf{g}$ denotes the covariant derivative along the curve $\epsilon \mapsto \varphi_{t,\epsilon}(X)$ for fixed t and X , $D_t^\mathbf{g}$ denotes the covariant derivative along the curve $t \mapsto \varphi_{t,\epsilon}(X)$ for fixed ϵ and X , and use was made of the symmetry lemma for covariant derivatives [Nishikawa, 2002]: $D_\epsilon^\mathbf{g} \frac{\partial}{\partial t} = D_t^\mathbf{g} \frac{\partial}{\partial \epsilon}$. Hence, it follows that

$$\begin{aligned} \int_{t_0}^{t_1} \int_B \frac{\partial \hat{\mathcal{L}}}{\partial \mathbf{V}} \delta \mathbf{V} dV dt &= \int_{t_0}^{t_1} \int_B \frac{\partial \hat{\mathcal{L}}}{\partial \mathbf{V}} D_t^\mathbf{g} \delta \varphi dV dt \\ &= \int_{t_0}^{t_1} \int_B \left[\frac{d}{dt} \left(\frac{\partial \hat{\mathcal{L}}}{\partial \mathbf{V}} \delta \varphi \right) - D_t^\mathbf{g} \left(\frac{\partial \hat{\mathcal{L}}}{\partial \mathbf{V}} \right) \delta \varphi \right] dV dt \\ &= \int_B \left[\frac{\partial \hat{\mathcal{L}}}{\partial \mathbf{V}} \delta \varphi \right]_{t_0}^{t_1} dV - \int_{t_0}^{t_1} \int_B D_t^\mathbf{g} \left(\frac{\partial \hat{\mathcal{L}}}{\partial \mathbf{V}} \right) \delta \varphi dV dt. \end{aligned} \quad (\text{A.1})$$

Following (3.2b) and (3.2c), one may see that $\delta \varphi_{t_0} = \delta \varphi_{t_1} = \mathbf{0}$. From (3.1), one finds that $\partial \hat{\mathcal{L}} / \partial \mathbf{V} = \rho_o \mathbf{g} \mathbf{V}$ and $D_t^\mathbf{g} (\partial \hat{\mathcal{L}} / \partial \mathbf{V}) = \rho_o \mathbf{g} \mathbf{A}$.⁴¹ Therefore, it follows that (A.1) yields

$$\int_{t_0}^{t_1} \int_B \frac{\partial \hat{\mathcal{L}}}{\partial \mathbf{V}} \delta \mathbf{V} dV dt = - \int_{t_0}^{t_1} \int_B \langle \rho_o \mathbf{A}, \delta \varphi \rangle_\mathbf{g} dV dt. \quad (\text{A.2})$$

The variation of the Cauchy-Green deformation tensor, $\delta \mathbf{C}^b$, is computed as

$$\begin{aligned} \delta \mathbf{C}^b &= \frac{d \mathbf{C}_\epsilon^b}{d \epsilon} \Big|_{\epsilon=0} = \frac{d}{d \epsilon} (\varphi_\epsilon^* \mathbf{g}) \Big|_{\epsilon=0} = \frac{d}{d \epsilon} (\varphi^* \varphi_* \varphi_\epsilon^* \mathbf{g}) \Big|_{\epsilon=0} = \varphi^* \frac{d}{d \epsilon} (\varphi_* \varphi_\epsilon^* \mathbf{g}) \Big|_{\epsilon=0} = \varphi^* (L_{\delta \varphi} \mathbf{g}) = \mathbf{F}^* (L_{\delta \varphi} \mathbf{g}) \mathbf{F} \\ &= \mathbf{F}^* (\mathbf{g} (\nabla^\mathbf{g} \delta \varphi) + (\nabla^\mathbf{g} \delta \varphi)^* \mathbf{g}) \mathbf{F}, \end{aligned} \quad (\text{A.3})$$

where L denotes the total Lie derivative operator⁴² and use was made of the compatibility of the Levi-Civita connection to write $L_{\delta \varphi} \mathbf{g} = \mathbf{g} (\nabla^\mathbf{g} \delta \varphi) + (\nabla^\mathbf{g} \delta \varphi)^* \mathbf{g}$. It follows that

$$\begin{aligned} \int_{t_0}^{t_1} \int_B \frac{\partial \hat{\mathcal{L}}}{\partial \mathbf{C}^b} : \delta \mathbf{C}^b dV dt &= - \int_{t_0}^{t_1} \int_B \frac{\partial \hat{\Psi}}{\partial \mathbf{C}^b} : \mathbf{F}^* [\mathbf{g} (\nabla^\mathbf{g} \delta \varphi) + (\nabla^\mathbf{g} \delta \varphi)^* \mathbf{g}] \mathbf{F} dV dt \\ &= - \int_{t_0}^{t_1} \int_B 2 \frac{\partial \hat{\Psi}}{\partial \mathbf{C}^b} : \mathbf{F}^* \mathbf{g} (\nabla^\mathbf{g} \delta \varphi) \mathbf{F} dV dt \\ &= - \int_{t_0}^{t_1} \int_B 2 \frac{\partial \hat{\Psi}}{\partial \mathbf{C}^b} : \mathbf{F}^* \mathbf{g} [(\varphi^* \nabla^\mathbf{g}) \delta \varphi] dV dt \\ &= - \int_{t_0}^{t_1} \int_B 2 \mathbf{g} \mathbf{F} \frac{\partial \hat{\Psi}}{\partial \mathbf{C}^b} : [(\varphi^* \nabla^\mathbf{g}) \delta \varphi] dV dt \\ &= - \int_{t_0}^{t_1} \int_B \text{Div} \left(2 \delta \varphi \mathbf{g} \mathbf{F} \frac{\partial \hat{\Psi}}{\partial \mathbf{C}^b} \right) dA dt + \int_{t_0}^{t_1} \int_B \delta \varphi \text{Div} \left(2 \mathbf{g} \mathbf{F} \frac{\partial \hat{\Psi}}{\partial \mathbf{C}^b} \right) dV dt \\ &= - \int_{t_0}^{t_1} \int_B 2 \delta \varphi \mathbf{g} \mathbf{F} \frac{\partial \hat{\Psi}}{\partial \mathbf{C}^b} \mathbf{N} dA dt + \int_{t_0}^{t_1} \int_B \mathbf{g} \text{Div} \left(2 \mathbf{F} \frac{\partial \hat{\Psi}}{\partial \mathbf{C}^b} \right) \delta \varphi dV dt \\ &= - \int_{t_0}^{t_1} \int_B \langle 2 \mathbf{F} \frac{\partial \hat{\Psi}}{\partial \mathbf{C}^b} \mathbf{N}, \delta \varphi \rangle_\mathbf{g} dA dt + \int_{t_0}^{t_1} \int_B \langle \text{Div} \left(2 \mathbf{F} \frac{\partial \hat{\Psi}}{\partial \mathbf{C}^b} \right), \delta \varphi \rangle_\mathbf{g} dV dt, \end{aligned} \quad (\text{A.4})$$

⁴¹Note that $D_t^\mathbf{g} \mathbf{g} = \nabla^\mathbf{g} \mathbf{g} = \mathbf{0}$ per compatibility of the Levi-Civita connection $\nabla^\mathbf{g}$.

⁴²Note that in terms of the autonomous Lie derivative \mathfrak{L} , one has $L_{\delta \varphi} = \frac{\partial}{\partial \epsilon} + \mathfrak{L}_{\delta \varphi}$

where $(\varphi^* \nabla^{\mathbf{g}}) \delta \varphi = (\nabla^{\mathbf{g}} \delta \varphi) \mathbf{F}$, Div denotes the material Levi-Civita divergence operator, and use was made of Stokes' theorem with \mathbf{N} being the \mathbf{G} -unit normal to $\partial \mathcal{B}$.

The variation of the elastic Cauchy-Green deformation tensor, $\delta \mathbf{\tilde{C}}$, is calculated as

$$\begin{aligned}
\delta \mathbf{\tilde{C}}^b &= \delta(\mathbf{\tilde{F}}_*^v \mathbf{C}^b) = \delta(\mathbf{\tilde{F}}^{-*} \mathbf{C}^b \mathbf{\tilde{F}}^{-1}) \\
&= \mathbf{\tilde{F}}^{-*} \delta \mathbf{C}^b \mathbf{\tilde{F}}^{-1} + \delta \mathbf{\tilde{F}}^{-*} \mathbf{C}^b \mathbf{\tilde{F}}^{-1} + \mathbf{\tilde{F}}^{-*} \mathbf{C}^b \delta \mathbf{\tilde{F}}^{-1} \\
&= \mathbf{\tilde{F}}^{-*} \mathbf{F}^* (L_{\delta \varphi} \mathbf{g}) \mathbf{F} \mathbf{\tilde{F}}^{-1} - \mathbf{\tilde{F}}^{-*} \delta \mathbf{\tilde{F}}^* \mathbf{\tilde{F}}^{-*} \mathbf{C}^b \mathbf{\tilde{F}}^{-1} - \mathbf{\tilde{F}}^{-*} \mathbf{C}^b \mathbf{\tilde{F}}^{-1} \delta \mathbf{\tilde{F}} \mathbf{\tilde{F}}^{-1} \\
&= \mathbf{\tilde{F}}^* (L_{\delta \varphi} \mathbf{g}) \mathbf{\tilde{F}} - \mathbf{\tilde{F}}^{-*} (\delta \mathbf{\tilde{F}})^* \mathbf{\tilde{C}}^b - \mathbf{\tilde{C}}^b (\delta \mathbf{\tilde{F}}) \mathbf{\tilde{F}}^{-1} \\
&= \mathbf{\tilde{F}}^* (\mathbf{g} (\nabla^{\mathbf{g}} \delta \varphi) + (\nabla^{\mathbf{g}} \delta \varphi)^* \mathbf{g}) \mathbf{\tilde{F}} - \mathbf{\tilde{C}}^b (\delta \mathbf{\tilde{F}}) \mathbf{\tilde{F}}^{-1} - \mathbf{\tilde{F}}^{-*} (\delta \mathbf{\tilde{F}})^* \mathbf{\tilde{C}}^b.
\end{aligned} \tag{A.5}$$

It follows that

$$\begin{aligned}
\int_{t_0}^{t_1} \int_{\mathcal{B}} \frac{\partial \hat{\mathcal{L}}}{\partial \mathbf{\tilde{C}}^b} : \delta \mathbf{\tilde{C}}^b dV dt &= \int_{t_0}^{t_1} \int_{\mathcal{B}} \frac{\partial \hat{\mathcal{L}}}{\partial \mathbf{\tilde{C}}^b} : \left[\mathbf{\tilde{F}}^* (\mathbf{g} (\nabla^{\mathbf{g}} \delta \varphi) + (\nabla^{\mathbf{g}} \delta \varphi)^* \mathbf{g}) \mathbf{\tilde{F}} - \mathbf{\tilde{C}}^b (\delta \mathbf{\tilde{F}}) \mathbf{\tilde{F}}^{-1} - \mathbf{\tilde{F}}^{-*} (\delta \mathbf{\tilde{F}})^* \mathbf{\tilde{C}}^b \right] dV dt \\
&= - \int_{t_0}^{t_1} \int_{\mathcal{B}} \left[2 \frac{\partial \hat{\Psi}}{\partial \mathbf{\tilde{C}}^b} : \mathbf{\tilde{F}}^* \mathbf{g} (\nabla^{\mathbf{g}} \delta \varphi) \mathbf{\tilde{F}} - 2 \frac{\partial \hat{\Psi}}{\partial \mathbf{\tilde{C}}^b} : \mathbf{\tilde{C}}^b (\delta \mathbf{\tilde{F}}) \mathbf{\tilde{F}}^{-1} \right] dV dt \\
&= - \int_{t_0}^{t_1} \int_{\mathcal{B}} \left[2 \frac{\partial \hat{\Psi}}{\partial \mathbf{\tilde{C}}^b} : \mathbf{\tilde{F}}^* \mathbf{g} [(\varphi^* \nabla^{\mathbf{g}}) \delta \varphi] \mathbf{\tilde{F}}^{-1} - 2 \mathbf{\tilde{C}}^b \frac{\partial \hat{\Psi}}{\partial \mathbf{\tilde{C}}^b} \mathbf{\tilde{F}}^{-*} : \delta \mathbf{\tilde{F}} \right] dV dt \\
&= - \int_{t_0}^{t_1} \int_{\mathcal{B}} \left[2 \mathbf{g} \mathbf{\tilde{F}} \frac{\partial \hat{\Psi}}{\partial \mathbf{\tilde{C}}^b} \mathbf{\tilde{F}}^{-*} : [(\varphi^* \nabla^{\mathbf{g}}) \delta \varphi] - 2 \mathbf{\tilde{C}}^b \frac{\partial \hat{\Psi}}{\partial \mathbf{\tilde{C}}^b} \mathbf{\tilde{F}}^{-*} : \delta \mathbf{\tilde{F}} \right] dV dt.
\end{aligned} \tag{A.6}$$

Isolating the first term, one may write

$$\begin{aligned}
&\int_{t_0}^{t_1} \int_{\mathcal{B}} \left\{ 2 \mathbf{g} \mathbf{\tilde{F}} \frac{\partial \hat{\Psi}}{\partial \mathbf{\tilde{C}}^b} \mathbf{\tilde{F}}^{-*} : [(\varphi^* \nabla^{\mathbf{g}}) \delta \varphi] \right\} dV dt \\
&= \int_{t_0}^{t_1} \int_{\mathcal{B}} \left[\text{Div} \left(2 \delta \varphi \mathbf{g} \mathbf{\tilde{F}} \frac{\partial \hat{\Psi}}{\partial \mathbf{\tilde{C}}^b} \mathbf{\tilde{F}}^{-*} \right) - \delta \varphi \text{Div} \left(2 \mathbf{g} \mathbf{\tilde{F}} \frac{\partial \hat{\Psi}}{\partial \mathbf{\tilde{C}}^b} \mathbf{\tilde{F}}^{-*} \right) \right] dV dt \\
&= \int_{t_0}^{t_1} \int_{\partial \mathcal{B}} 2 \delta \varphi \mathbf{g} \mathbf{\tilde{F}} \frac{\partial \hat{\Psi}}{\partial \mathbf{\tilde{C}}^b} \mathbf{\tilde{F}}^{-*} \mathbf{N} dA dt - \int_{t_0}^{t_1} \int_{\mathcal{B}} \delta \varphi \mathbf{g} \text{Div} \left(2 \mathbf{\tilde{F}} \frac{\partial \hat{\Psi}}{\partial \mathbf{\tilde{C}}^b} \mathbf{\tilde{F}}^{-*} \right) dV dt \\
&= \int_{t_0}^{t_1} \int_{\partial \mathcal{B}} \langle \langle 2 \mathbf{\tilde{F}} \frac{\partial \hat{\Psi}}{\partial \mathbf{\tilde{C}}^b} \mathbf{\tilde{F}}^{-*} \mathbf{N}, \delta \varphi \rangle \rangle_{\mathbf{g}} dA dt - \int_{t_0}^{t_1} \int_{\mathcal{B}} \langle \langle \text{Div} \left(2 \mathbf{\tilde{F}} \frac{\partial \hat{\Psi}}{\partial \mathbf{\tilde{C}}^b} \mathbf{\tilde{F}}^{-*} \right), \delta \varphi \rangle \rangle_{\mathbf{g}} dV dt.
\end{aligned} \tag{A.7}$$

Therefore, it follows from (A.6) and (A.7) that

$$\begin{aligned}
\int_{t_0}^{t_1} \int_{\mathcal{B}} \frac{\partial \hat{\mathcal{L}}}{\partial \mathbf{\tilde{C}}^b} : \delta \mathbf{\tilde{C}}^b dV dt &= \int_{t_0}^{t_1} \int_{\mathcal{B}} \left[\langle \langle \text{Div} \left(2 \mathbf{\tilde{F}} \frac{\partial \hat{\Psi}}{\partial \mathbf{\tilde{C}}^b} \mathbf{\tilde{F}}^{-*} \right), \delta \varphi \rangle \rangle_{\mathbf{g}} + 2 \mathbf{\tilde{C}}^b \frac{\partial \hat{\Psi}}{\partial \mathbf{\tilde{C}}^b} \mathbf{\tilde{F}}^{-*} : \delta \mathbf{\tilde{F}} \right] dV dt \\
&\quad - \int_{t_0}^{t_1} \int_{\partial \mathcal{B}} \langle \langle 2 \mathbf{\tilde{F}} \frac{\partial \hat{\Psi}}{\partial \mathbf{\tilde{C}}^b} \mathbf{\tilde{F}}^{-*} \mathbf{N}, \delta \varphi \rangle \rangle_{\mathbf{g}} dA dt.
\end{aligned} \tag{A.8}$$

The variation of the material metric, $\delta \mathbf{G}$, is identically zero since the material metric \mathbf{G} remains unaltered by the one-parameter family $\epsilon \mapsto (\varphi_\epsilon, \mathbf{\tilde{F}}_\epsilon)$:

$$\delta \mathbf{G} = \mathbf{0}. \tag{A.9}$$

The variation of the spatial metric, $\delta \mathbf{g}$, is also identically zero following from the compatibility of the Levi-Civita connection $\nabla^{\mathbf{g}}$:

$$\delta \mathbf{g} = D_\epsilon^{\mathbf{g}}(\mathbf{g} \circ \varphi_\epsilon) = \delta \varphi \nabla^{\mathbf{g}} \mathbf{g} = \mathbf{0}. \tag{A.10}$$

The variation of the Jacobian of the total deformation, δJ , reads

$$\begin{aligned}
\delta J &= \frac{d}{d\epsilon} \left(\sqrt{\det \mathbf{C}_\epsilon} \right) \\
&= \frac{1}{2\sqrt{\det \mathbf{C}}} \frac{d}{d\epsilon} (\det \mathbf{C}_\epsilon) \\
&= \frac{1}{2\sqrt{\det \mathbf{C}}} \frac{d}{d\mathbf{C}} (\det \mathbf{C}) : \delta \mathbf{C} \\
&= \frac{1}{2} \sqrt{\det \mathbf{C}} \mathbf{C}^{-1} : \delta \mathbf{C} \quad \text{—using (B.3)} \\
&= \frac{1}{2} J \mathbf{C}^{-1} : \mathbf{G}^\# \mathbf{F}^* (\mathbf{g}(\nabla^\mathbf{g} \delta \varphi) + (\nabla^\mathbf{g} \delta \varphi)^* \mathbf{g}) \mathbf{F} \quad \text{—using (A.3)} \\
&= J \mathbf{C}^{-1} : \mathbf{G}^\# \mathbf{F}^* \mathbf{g}(\nabla^\mathbf{g} \delta \varphi) \mathbf{F} \quad \text{—recalling that } \mathbf{C}^* = \mathbf{C} \\
&= J \mathbf{C}^{-*} : \mathbf{F}^\top (\nabla^\mathbf{g} \delta \varphi) \mathbf{F} \quad \text{—recalling that } \mathbf{F}^\top = \mathbf{G}^\# \mathbf{F}^* \mathbf{g} \\
&= J \mathbf{F}^{\top*} \mathbf{C}^{-*} : (\nabla^\mathbf{g} \delta \varphi) \mathbf{F} \\
&= J \mathbf{F}^{-*} : (\varphi^* \nabla^\mathbf{g}) \delta \varphi \quad \text{—since } \mathbf{F}^{\top*} \mathbf{C}^{-*} = \mathbf{F}^{-*} \text{ and recalling } (\varphi^* \nabla^\mathbf{g}) \delta \varphi = (\nabla^\mathbf{g} \delta \varphi) \mathbf{F}.
\end{aligned} \tag{A.11}$$

Therefore

$$\begin{aligned}
\int_{t_0}^{t_1} \int_{\mathcal{B}} p \delta J dV dt &= \int_{t_0}^{t_1} \int_{\mathcal{B}} p J \mathbf{F}^{-*} : (\varphi^* \nabla^\mathbf{g}) \delta \varphi dV dt \\
&= \int_{t_0}^{t_1} \int_{\mathcal{B}} [\text{Div}(p J \delta \varphi \mathbf{F}^{-*}) - \delta \varphi \text{Div}(p J \mathbf{F}^{-*})] dV dt \\
&= \int_{t_0}^{t_1} \int_{\partial \mathcal{B}} p J \delta \varphi \mathbf{F}^{-*} \mathbf{N} dA dt - \int_{t_0}^{t_1} \int_{\mathcal{B}} \delta \varphi \text{Div}(p J \mathbf{F}^{-*}) dV dt \\
&= \int_{t_0}^{t_1} \int_{\partial \mathcal{B}} \langle p J \mathbf{g}^\# \mathbf{F}^{-*} \mathbf{N}, \delta \varphi \rangle_{\mathbf{g}} dA dt - \int_{t_0}^{t_1} \int_{\mathcal{B}} \langle \text{Div}(p J \mathbf{g}^\# \mathbf{F}^{-*}), \delta \varphi \rangle_{\mathbf{g}} dV dt.
\end{aligned} \tag{A.12}$$

The variation of the Jacobian of the viscous contribution to the deformation, $\delta \overset{v}{J}$, reads

$$\begin{aligned}
\delta \overset{v}{J} &= \frac{d}{d\epsilon} \left(\det \overset{v}{\mathbf{F}}_\epsilon \right) \\
&= \frac{d}{d\overset{v}{\mathbf{F}}} (\det \overset{v}{\mathbf{F}}) : \delta \overset{v}{\mathbf{F}} \\
&= (\det \overset{v}{\mathbf{F}}) \overset{v}{\mathbf{F}}^{-*} : \delta \overset{v}{\mathbf{F}} \quad \text{—similarly to (B.3)} \\
&= \overset{v}{J} \overset{v}{\mathbf{F}}^{-*} : \delta \overset{v}{\mathbf{F}}.
\end{aligned} \tag{A.13}$$

And it follows that

$$\int_{t_0}^{t_1} \int_{\mathcal{B}} q \delta \overset{v}{J} dV dt = \int_{t_0}^{t_1} \int_{\mathcal{B}} q \overset{v}{J} \overset{v}{\mathbf{F}}^{-*} : \delta \overset{v}{\mathbf{F}} dV dt. \tag{A.14}$$

B Derivatives of the principal invariants

Suppose $f(\mathbf{C}^\flat)$ is a scalar-valued functional. For an arbitrary second-order covariant tensor \mathbf{H} , which has the coordinate representation $\mathbf{H} = H_{AB} dX^A \otimes dX^B$, one writes

$$f(\mathbf{C}^\flat + \epsilon \mathbf{H}) = f(\mathbf{C}^\flat) + \frac{\partial f}{\partial \mathbf{C}^\flat} : \mathbf{H} \epsilon + o(\epsilon). \tag{B.1}$$

Note that $I_1 = \text{tr}_{\mathbf{G}} \mathbf{C}^\flat = \mathbf{C}^\flat : \mathbf{G} = C_{AB} G^{AB} = C^A{}_A$. This implies that

$$\frac{\partial I_1}{\partial \mathbf{C}^\flat} = \mathbf{G}^\#. \tag{B.2}$$

For $I_3 = \det \mathbf{C}$, note that

$$\begin{aligned} \det(\mathbf{C}^A{}_B + \epsilon \mathbf{H}^A{}_B) &= \det[\mathbf{C}^A{}_D (\delta^D_B + (\mathbf{C}^{-1})^D{}_M \epsilon \mathbf{H}^M{}_B)] = \det \mathbf{C} \det(\mathbf{I} + \epsilon \mathbf{C}^{-1} \mathbf{H}) \\ &= \det \mathbf{C} [1 + \epsilon \operatorname{tr}(\mathbf{C}^{-1} \mathbf{H}) + o(\epsilon)] = \det \mathbf{C} + (\det \mathbf{C}) \mathbf{C}^{-1} : \mathbf{H} \epsilon + o(\epsilon). \end{aligned} \quad (\text{B.3})$$

This implies that

$$\frac{\partial I_3}{\partial \mathbf{C}} = I_3 \mathbf{C}^{-1}, \quad \frac{\partial I_3}{\partial \mathbf{C}^A{}_B} = I_3 (\mathbf{C}^{-1})^B{}_A. \quad (\text{B.4})$$

Therefore

$$\frac{\partial I_3}{\partial \mathbf{C}^b} = I_3 \mathbf{C}^{-\sharp}, \quad \frac{\partial I_3}{\partial \mathbf{C}_{AB}} = I_3 (\mathbf{C}^{-1})^{AB}, \quad (\text{B.5})$$

where $(\mathbf{C}^{-1})^{AB} = (\mathbf{C}^{-1})^A{}_M \mathbf{G}^{MB}$. For $I_2 = (\det \mathbf{C}) \operatorname{tr} \mathbf{C}^{-1} = I_3 \operatorname{tr} \mathbf{C}^{-1}$,

$$\frac{\partial I_2}{\partial \mathbf{C}} = \frac{\partial I_3}{\partial \mathbf{C}} \operatorname{tr} \mathbf{C}^{-1} + I_3 \frac{\partial}{\partial \mathbf{C}} \operatorname{tr} \mathbf{C}^{-1} = I_3 \mathbf{C}^{-1} \operatorname{tr} \mathbf{C}^{-1} + I_3 \frac{\partial}{\partial \mathbf{C}} \operatorname{tr} \mathbf{C}^{-1} = I_2 \mathbf{C}^{-1} + I_3 \frac{\partial}{\partial \mathbf{C}} \operatorname{tr} \mathbf{C}^{-1}. \quad (\text{B.6})$$

The second term on the right-hand side is calculated as follows.

$$(\mathbf{C} + \epsilon \mathbf{H})^{-1} = [\mathbf{C} (\mathbf{I} + \epsilon \mathbf{C}^{-1} \mathbf{H})]^{-1} = (\mathbf{I} + \epsilon \mathbf{C}^{-1} \mathbf{H})^{-1} \mathbf{C}^{-1}. \quad (\text{B.7})$$

Note that for small enough ϵ one has

$$\begin{aligned} (\mathbf{I} + \epsilon \mathbf{C}^{-1} \mathbf{H})^{-1} &= [\mathbf{I} - (-\epsilon \mathbf{C}^{-1} \mathbf{H})]^{-1} = \mathbf{I} + (-\epsilon \mathbf{C}^{-1} \mathbf{H}) + (-\epsilon \mathbf{C}^{-1} \mathbf{H})^2 + o(\epsilon^2) \\ &= \mathbf{I} - \epsilon (\mathbf{C}^{-1} \mathbf{H}) + \epsilon^2 (\mathbf{C}^{-1} \mathbf{H})^2 + o(\epsilon^2). \end{aligned} \quad (\text{B.8})$$

Thus

$$(\mathbf{C} + \epsilon \mathbf{H})^{-1} = \mathbf{C}^{-1} - \epsilon (\mathbf{C}^{-1} \mathbf{H} \mathbf{C}^{-1}) + \epsilon^2 (\mathbf{C}^{-1} \mathbf{H})^2 \mathbf{C}^{-1} + o(\epsilon^2). \quad (\text{B.9})$$

This implies that

$$\operatorname{tr} (\mathbf{C} + \epsilon \mathbf{H})^{-1} = \operatorname{tr} \mathbf{C}^{-1} - \epsilon \operatorname{tr} (\mathbf{C}^{-1} \mathbf{H} \mathbf{C}^{-1}) + \epsilon^2 \operatorname{tr} [(\mathbf{C}^{-1} \mathbf{H})^2 \mathbf{C}^{-1}] + o(\epsilon^2). \quad (\text{B.10})$$

Note that

$$\operatorname{tr} (\mathbf{C}^{-1} \mathbf{H} \mathbf{C}^{-1}) = (\mathbf{C}^{-1})^A{}_B \mathbf{H}^B{}_D (\mathbf{C}^{-1})^D{}_A = (\mathbf{C}^{-1})^D{}_A (\mathbf{C}^{-1})^A{}_B \mathbf{H}^B{}_D = (\mathbf{C}^{-2})^D{}_B \mathbf{H}^B{}_D = \mathbf{C}^{-2} : \mathbf{H}. \quad (\text{B.11})$$

Therefore

$$\frac{\partial}{\partial \mathbf{C}} \operatorname{tr} \mathbf{C}^{-1} = \mathbf{C}^{-2}. \quad (\text{B.12})$$

Finally

$$\frac{\partial I_2}{\partial \mathbf{C}} = I_2 \mathbf{C}^{-1} + I_3 \mathbf{C}^{-2}, \quad \frac{\partial I_2}{\partial \mathbf{C}^b} = I_2 (\mathbf{C}^{-1})^{-\sharp} + I_3 (\mathbf{C}^{-2})^{\sharp} = I_2 \mathbf{C}^{-\sharp} + I_3 \mathbf{C}^{-2\sharp}. \quad (\text{B.13})$$

Similarly,

$$\frac{\partial \bar{I}_1}{\partial \bar{\mathbf{C}}^b} = \bar{\mathbf{G}}^{\sharp}, \quad \frac{\partial \bar{I}_2}{\partial \bar{\mathbf{C}}^b} = \bar{I}_2 \bar{\mathbf{C}}^{-\sharp} - \bar{I}_3 \bar{\mathbf{C}}^{-2\sharp}, \quad \frac{\partial \bar{I}_3}{\partial \bar{\mathbf{C}}^b} = \bar{I}_3 \bar{\mathbf{C}}^{-\sharp}. \quad (\text{B.14})$$